

## Overview

- emitter
- through beam sensor
- 25 m
- pulsed red LED
- flylead connector M12, L=200 mm
- -25 ... 60 °C
- IP 68/69K & proTect+



Picture similar



## Technical data

### General data

Type	Through beam sensor
Special type	Hygienic design
Emitter / receiver	Emitter
Light source	Pulsed red LED
Actual range Sb	25 m
Nominal range Sn	40 m
Power on indication	LED green
Wave length	645 nm
Alignment optical axis	< 1°
Approvals/certificates	Ecolab

### Electrical data

Response time / release time	< 0,49 ms
Voltage supply range +Vs	10 ... 30 VDC

### Electrical data

Current consumption max. (no load)	40 mA
Current consumption typ.	30 mA
Reverse polarity protection	Yes

### Mechanical data

Width / diameter	20,2 mm
Height / length	47,7 mm
Depth	36,4 mm
Type	Rectangular
Housing material	Stainless steel 1.4404 (V4A)
Front (optics)	PMMA
Connection types	Flylead connector M12, L=200 mm

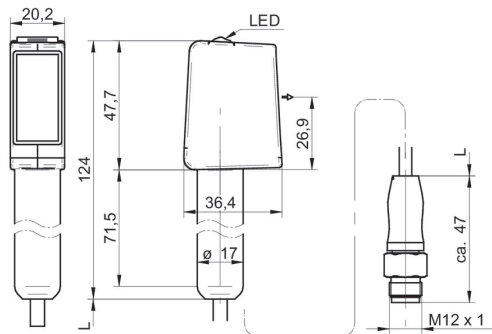
### Ambient conditions

Operating temperature	-25 ... +60 °C
Protection class	IP 68/69K & proTect+

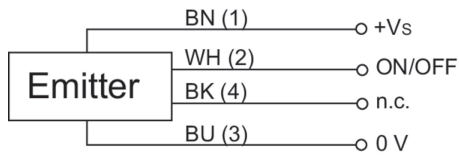
## Remarks

- Magnetic Teach

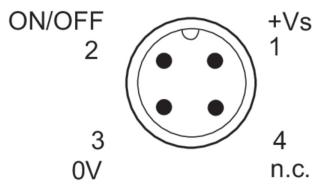
#### Dimension drawing



#### Connection diagram



#### Pin assignment



#### Beam characteristic (typically)

