

Overview

- emitter
- through beam sensor
- 10 m
- pulsed red LED
- flylead connector M8, L=200 mm
- -25 ... 60 °C
- IP 68/69K & proTect+



Picture similar



Technical data

General data

Type	Through beam sensor
Special type	Hygienic design
Emitter / receiver	Emitter
Light source	Pulsed red LED
Actual range Sb	10 m
Nominal range Sn	15 m
Power on indication	LED green
Wave length	645 nm
Alignment optical axis	< 2°
Approvals/certificates	Ecolab

Electrical data

Voltage supply range +Vs	10 ... 30 VDC
Current consumption max. (no load)	40 mA

Electrical data

Current consumption typ.	30 mA
Reverse polarity protection	Yes

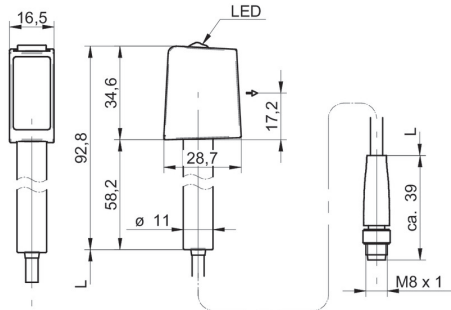
Mechanical data

Width / diameter	16,5 mm
Height / length	34,6 mm
Depth	28,7 mm
Type	Rectangular
Housing material	Stainless steel 1.4404 (V4A)
Front (optics)	PMMA
Connection types	Flylead connector M8, L=200 mm

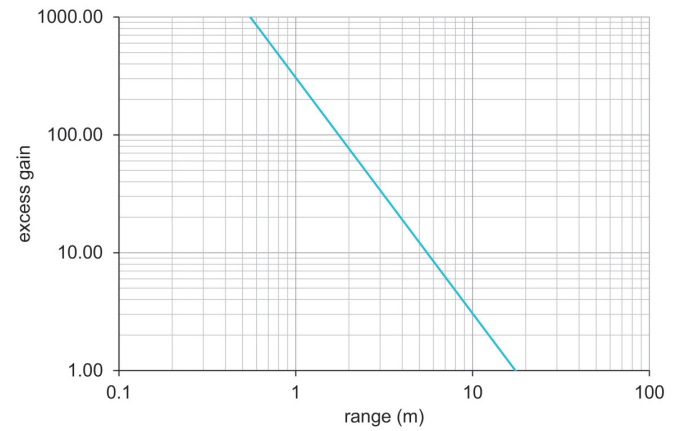
Ambient conditions

Operating temperature	-25 ... +60 °C
Protection class	IP 68/69K & proTect+

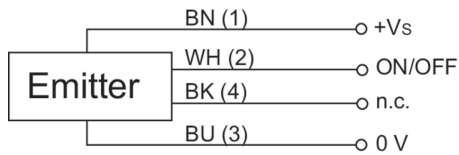
Dimension drawing



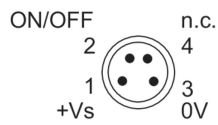
Excess gain curve



Connection diagram



Pin assignment



Beam characteristic (typically)

