

Overview

- receiver
- through beam sensor
- 40 m
- NPN complementary
- qTeach
- connector M8 4 pin
- -25 ... 60 °C
- IP 67



Picture similar



Technical data

General data

Type	Through beam sensor
Emitter / receiver	Receiver
Actual range Sb	40 m
Nominal range Sn	75 m
Alignment / soiled lens indicator	Flashing light indicator
Light indicator	LED yellow
Power on indication	LED green
Sensitivity adjustment	qTeach
Alignment optical axis	< 2°

Electrical data

Response time / release time	< 0,49 ms
Voltage supply range +Vs	10 ... 30 VDC
Current consumption max. (no load)	40 mA
Current consumption typ.	30 mA

Electrical data

Voltage drop Vd	< 3 VDC
Output function	Light / dark operate
Output circuit	NPN complementary
Output current	< 100 mA
Short circuit protection	Yes
Reverse polarity protection	Yes

Mechanical data

Width / diameter	12,9 mm
Height / length	32,3 mm
Depth	23 mm
Type	Rectangular
Housing material	Plastic (ASA, PMMA)
Front (optics)	PMMA
Connection types	Connector M8 4 pin

Ambient conditions

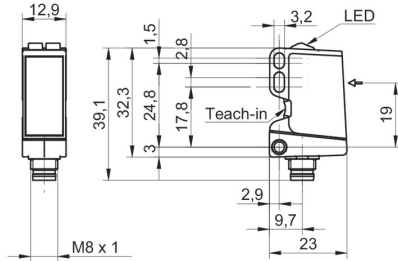
Operating temperature	-25 ... +60 °C
Protection class	IP 67

O300.EL-NV1T.72N

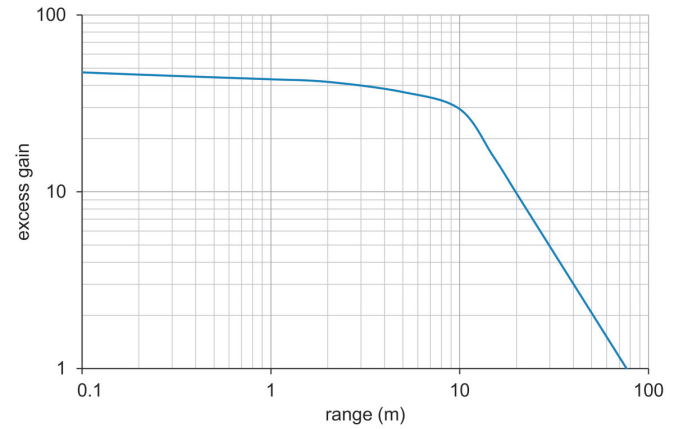
Through beam sensors - miniature

Article number: 11181080

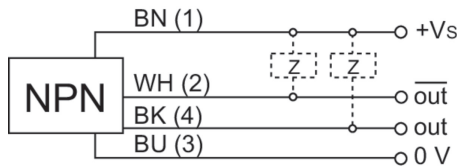
Dimension drawing



Excess gain curve



Connection diagram



Laser warning

**CLASS 1 LASER
PRODUCT**

IEC 60825-1/2014
Complies with 21 CFR 1040.10 and
1040.11 except for conformance with
IEC 60825-1 Ed. 3., as described in
Laser Notice No. 56, dated May 8, 2019

Pin assignment

