



**Baumer**  
Passion for Sensors

# Sensors for object detection and distance measurement

Product overview



Partnership.  
Precise.  
Pioneering.

# Visibly better: Baumer sensors.

The Baumer Group is leading at international level in the development and production of sensors, shaft encoders, measuring instruments as well as components for automatic image processing. As an owner-managed family business, we employ about 2700 workers worldwide in 39 subsidiaries and 19 countries. With marked customer orientation, consistently high quality and vast innovation capability, Baumer develops specific solutions for many industries and applications worldwide.

## Our standards – your benefits.

- Passion coupled with expertise – both have made us a sensor pioneer and technology leader
- Our range of services is hard to beat – we have the right product, developed by our own team, for every task
- Inspiring through innovation – a challenge Baumer employees take on every day
- Reliability, precision and quality – our customers' requirements are what drives us
- Partnership from the start – together with our customers we develop suitable solutions
- Always a step ahead – thanks to our production depth, our flexibility and our delivery reliability
- Available worldwide – Baumer is Baumer everywhere





## Object detection

### Inductive proximity switches

Cylindrical housings	6
Rectangular housings	8
Application-specific inductive sensors	10

### Capactive sensors

Capacitive proximity sensors in metal housings	16
Capacitive proximity sensors in plastic housings	17

### Light barriers and light sensors

Subminiature and miniature sensors	18
Standard sensors – Rectangular and cylindrical	22
Sensors with extra power – O300/O500	24
Laser sensors	26
Light barriers without reflector – <i>SmartReflect</i> ®	30
Transparent detection	34
Washdown design	38
Hygienic design	39
Fork and angle sensors	40
Differential, contrast and color sensors	42

### Fiber optic sensors and fiber optic cables

Plastic fiber optic sensors and fiber optic cables	44
Glass fiber optic sensors and fiber optic cables	46

### Ultrasonic sensors

Miniaturized ultrasonic sensors	48
Robust ultrasonic sensors with flexible parameterization	49
Ultrasonic sensors with Teach button	50
High-speed sensors / Chemically robust sensors	52
Sensors with sonic nozzles / Large sensing distances	53

### Magnetic and cylinder sensors

Magnetic proximity sensors	54
Cylinder sensors	55
Analog magnetic rotary encoders	56
Hall / speed sensors	57

### Edge measurement and detection

Edge measurement	58
Copy counters <i>SCATEC</i> ®	60

### Precision mechanical switches *My-Com*®

62





## Distance measurement

<b>Laser distance sensors</b>	
Minature sensors	66
High performance sensors	67
Sensors for long measuring range and standard sensors	68
Sensors in hygienic and washdown design	69

<b>Radar sensors</b>	
Radar sensors	70

<b>Ultrasonic distance sensors</b>	
Minature sensors	72
Robust distance sensors with flexible parameterization	73
Ultrasonic sensors with Teach button	74
Chemically robust sensors / for off-highway machinery	75
With sonic nozzles / long ranges	76

<b>Inductive distance sensors – AlphaProx®</b>	
Cylindrical housings	78
Rectangular housings	80
Linearized characteristic curve	82
Sensors with reduction factor 1	83
High-precision and high-sensitivity sensors	84
Robust sensors / Designed for Reliability	85
Sensors with IO-Link interface	86

<b>Linear magnetisc encoders</b>	
Dimension	88

<b>Measuring wheel encoders</b>	
Measuring wheels	90

<b>Cable transducers</b>	
Absolute cable transducers	92

## Accessories

Cables & adapters	94
Parameterization & IO-Link Master	95
Mounting accessories & reflectors	96
Beam columnators & magnets	97

# Inductive proximity switches

## Cylindrical inductive proximity switches for factory automation

The proven solution for safe, non-contact detection of metal objects

- Very small sensors with all integrated evaluation electronics and large sensing distance
- Sturdy, maintenance-free and durable
- Always the right sensor thanks to a wide variety of variants



	IFRM 03 external electronics	IFRM 03	IFRM 04 Thread	IFRM 04	IFRM 05
category	Subminiatur	Subminiatur	Subminiatur	Subminiatur	Subminiatur
dimensions	ø 3 mm	ø 3 mm	M4	ø 4 mm	M5
housing length	12 mm	from 12 mm	from 22 mm	from 15 mm	from 15 mm
nominal sensing distance $S_n$	0,8 mm	0,8 ... 1 mm	0,8 mm	1 ... 1,6 mm	1 ... 1,6 mm
switching frequency	3 kHz	to 4 kHz	3 kHz	to 5 kHz	to 5 kHz
output signal	PNP NPN	PNP NPN	PNP NPN	PNP NPN	PNP NPN
connection types	flylead connector M8 (electronics in connector)	cable 2 m flylead connector M8 wires	cable 2 m flylead connector M8	connector M5 connector M8 cable 2 m flylead connector M8 wires	connector M5 connector M8 cable 2 m flylead connector M8 wires
housing material	stainless steel	stainless steel	stainless steel	stainless steel	stainless steel
operating temperature	-25 ... +75 °C	-25 ... +75 °C -10 ... +70 °C	-25 ... +75 °C	-25 ... +75 °C	-25 ... +75 °C
protection class	IP 67	IP 67	IP 67	IP 67	IP 67
specific features					

# Inductive proximity switches



	IFRM 06 IR06.PxxS	IFRM 08 IR08.PxxS	IFRM 12 IR12.PxxS	IFRM 18 IR18.PxxS	IFRM 30 IR30.PxxS
	Sub-/Miniatur	Sub-/Miniatur	Compact	Compact	Compact
	ø 6,5 mm	M8	M12	M18	M30
	from 22 mm	from 18 mm	from 30 mm	from 35 mm	from 35 mm
	2 ... 6 mm	2 ... 6 mm	4 ... 10 mm	8 ... 15 mm	10 ... 24 mm
	to 5 kHz	to 5 kHz	to 2 kHz	to 500 Hz	to 500 Hz
	PNP NPN	PNP NPN	PNP NPN	PNP NPN	PNP NPN
	connector M8 cable 2 m flylead connector M8	connector M8 connector M12 cable 2 m flylead connector M8	connector M8 connector M12 cable 2 m	connector M8 connector M12 cable 2 m	connector M12 cable 2 m
	stainless steel	stainless steel	brass nickel plated	brass nickel plated	brass nickel plated
	–25 ... +75 °C	–25 ... +75 °C	–25 ... +75 °C	–25 ... +75 °C 0 ... +65 °C	–25 ... +75 °C
	IP 67	IP 67	IP 67	IP 67	IP 67
			■ variants with antivalent output (NO & NC)	■ variants with antivalent output (NO & NC)	■ variants with antivalent output (NO & NC)

# Inductive proximity switches

## Rectangular inductive proximity switches for factory automation

The proven solution for safe, non-contact detection of metal objects

- Very small sensors with all integrated evaluation electronics and large sensing distance
- Sturdy, maintenance-free and durable
- Millions of them in use - highest precision and guaranteed reliability thanks to over 40 years of experience



	IFFM 08	IFFM 04	IFFM 06	IFFM 08
category	Subminiatur	Subminiatur	Miniatur	Miniatur
dimensions (B × T × L)	8 × 4,7 × 16 mm	4 × 4 × 22 mm	6 × 6 × 20 ... 30 mm	8 × 8 × 20 ... 60 mm
nominal sensing distance $S_n$	2 mm	0,8 mm	1 mm	2 mm
switching frequency	5 kHz	3 kHz	5 kHz	5 kHz
output signal	PNP NPN	PNP NPN	PNP NPN	PNP NPN
connection types	cable 2 m flylead connector M8	cable 2 m	connector M5 cable 2 m	connector M8 cable 2 m flylead connector M8
housing material	die-cast zinc nickel plated	stainless steel	brass nickel plated	brass nickel plated die-cast zinc nickel plated
operating temperature	−25 ... +75 °C	−25 ... +75 °C	−25 ... +75 °C	−25 ... +75 °C
protection class	IP 67	IP 67	IP 67	IP 67
specific features	■ extra flat design (4.7 mm)			

# Inductive proximity switches



	IFFM 12	IFFM 20
	Compact	Compact
	12 × 8 × 28 mm	20 × 10 × 41 mm
	4 mm	5 ... 8 mm
	2 kHz	to 1 kHz
	PNP NPN	PNP NPN
	connector M5	connector M8
	brass nickel plated	brass nickel plated
	–25 ... +75 °C	–25 ... +75 °C
	IP 67	IP 67

# Inductive proximity switches

## Application-specific inductive sensors – Outdoor / high temperature

- Rugged Outdoor and Washdown sensors
- High shock and vibration resistance
- Sensors with extended temperature range up to 180 °C



Outdoor / Washdown	IFRM 12 / 18 Outdoor	IFRR 08 / 12 / 18 Washdown
features	<ul style="list-style-type: none"> <li>■ Rugged stainless steel (V4A) or all-metal housing</li> <li>■ IP 69K long-term seal – <i>proTect+</i></li> <li>■ High signal quality in an extended temperature range</li> </ul>	
dimensions	M12 / M18	M8 / M12 / M18
nominal sensing distance $S_n$	6 ... 12 mm	3 ... 12 mm
switching frequency	0,4 ... 2 kHz	0,5 ... 3 kHz
housing material	brass nickel plated	stainless steel 1.4404 (V4A)
operating temperature	–40 ... +80 °C	–40 ... +80 °C
protection class	IP 67	IP 68/69K & <i>proTect+</i>
specific features		<ul style="list-style-type: none"> <li>■ Ecolab-tested</li> <li>■ FDA-compliant</li> <li>■ Vibration resistance EN 61373: 2010 (category 3)</li> <li>■ Shock resistance EN 61373: 2010 (category 3)</li> </ul>



High temperature up to +180 °C	IFRM 06 / 08 / 12 High temperature up to +100 °C	IFRD 06 / 08 / 12 / 18 High temperature up to +100 °C Full metal housing ( <i>DuroProx</i> )	IFRH 06 / 08 / 12 High temperature up to +180 °C with separated electronics
features	<ul style="list-style-type: none"> <li>■ Sensors with extended temperature range up to 180 °C</li> <li>■ Versions with integrated and separate evaluation electronics</li> <li>■ High switching frequencies</li> </ul>		
dimensions	ø 6,5 mm / M8 / M12	ø 6,5 mm / M8 / M12 / M18	M8 / M12 / M18
nominal sensing distance $S_n$	2 ... 4 mm	2 ... 6 mm	1,5 ... 5 mm
switching frequency	2 ... 5 KHz	100 ... 150 Hz	1 ... 4 kHz
housing material	stainless steel brass nickel plated	stainless steel 1.4404 (V4A)	stainless steel brass nickel plated
operating temperature	–25 ... +100 °C	–25 ... +100 °C	–25 ... +180 °C
protection class	IP 67	IP 68 / IP 69K	IP 67

# Inductive proximity switches

## Application-specific inductive sensors – High pressure / magnetic field

- Pressure resistant up to 500 bar
- Immune to welding and magnetic fields up to 90 mT



High pressure resistant sensors	IFRP 12	IFRP 16	IFRP 18
features	<ul style="list-style-type: none"> <li>■ Pressure resistant up to 500 bar</li> <li>■ Sensor surface made of zirconium oxide (ZrO<sub>2</sub>/ceramics)</li> <li>■ High switching frequencies</li> </ul>		
dimensions	M12	M16	M18
nominal sensing distance Sn	2 mm	2 mm	2 mm
switching frequency	5 kHz	3 kHz	3 kHz
housing material	stainless steel	stainless steel	stainless steel
sensing face	ZrO <sub>2</sub> / ceramic	ZrO <sub>2</sub> / ceramic	ZrO <sub>2</sub> / ceramic
operating temperature	–25 ... +80 °C	–25 ... +80 °C	–25 ... +80 °C
protection class	IP 68/67	IP 68/67	IP 68/67



Sensors immune to welding and magnetic fields	IFRW 12	IFRW 18
features	<ul style="list-style-type: none"> <li>■ For magnetic fields up to 90 mT</li> <li>■ PTFE-coated front</li> <li>■ Chrome-plated brass housing</li> <li>■ Resistant to welding sparks</li> </ul>	
dimensions	M12	M18
nominal sensing distance Sn	2 mm	5 mm
switching frequency	1 kHz	500 Hz
housing material	brass chromium plated	brass chromium plated
sensing face	PTFE-coated	PTFE-coated
operating temperature	–25 ... +75 °C	–25 ... +75 °C
protection class	IP 67	IP 67



# Inductive proximity switches

## Application-specific inductive sensors – Large sensing distance / Factor 1

- Sensors with extended switching distance up to 24 mm
- Factor 1 sensors with the same switching distance on all metals



Large sensing distance	IR06.P03S IR06.P06S	IR08.P03S IR08.P06S	IR12.P06S IR12.P10S	IR18.P12S IR18.P15S	IR30.P18S IR30.P24S
category	Miniatur	Miniatur	Compact	Compact	Compact
features	<ul style="list-style-type: none"> <li>■ Large installation tolerances</li> <li>■ Enhanced protection against mechanical damage</li> <li>■ Cylindrical designs from Ø6.5 mm to M30</li> <li>■ Flush and non-flush variants</li> </ul>				
dimensions	Ø 6,5 mm	M8	M12	M18	M30
nominal sensing distance $S_n$	3 / 6 mm	3 / 6 mm	6 / 10 mm	15 / 18 mm	18 / 24 mm
switching frequency	2 kHz	2 kHz	1 kHz	400 Hz	500 Hz
housing material	stainless steel	stainless steel	brass nickel plated	brass nickel plated	brass nickel plated
operating temperature	–25 ... +75 °C	–25 ... +75 °C	–25 ... +75 °C	–25 ... +75 °C 0 ... +65 °C	–25 ... +75 °C
protection class	IP 67	IP 67	IP 67	IP 67	IP 67



Factor 1	IR06.P02F	IR08.P02F	IR12.P04F	IR18.P06F IR18.P08F
category	Miniatur	Miniatur	Compact	Compact
features	<ul style="list-style-type: none"> <li>■ Detection of stainless steel, aluminum and non-ferrous metals with the same sensing distance</li> <li>■ High switching frequencies up to 3 kHz</li> </ul>			
dimensions	Ø 6,5 mm	M8	M12	M18
housing length	40 / 46 mm	40 / 46 mm	40 / 50 mm	50 / 60 mm
nominal sensing distance $S_n$	2 mm	2 mm	4 mm	6 / 8 mm
switching frequency	3 kHz	3 kHz	2 kHz	500 Hz
housing material	stainless steel	stainless steel	brass nickel plated	brass nickel plated
operating temperature	–25 ... +75 °C	–25 ... +75 °C	–25 ... +75 °C	–25 ... +75 °C
protection class	IP 67	IP 67	IP 67	IP 67

## Application-specific inductive sensors – ATEX / Hygienic

- Sensors for the Ex-area (ATEX-certified)
- Stainless steel sensors in hygienic design, EHEDG-certified



ATEX	IFRM 06X IFRM 08X	IFRM 12	IFRM 12X IFRM 18X
category	Miniatur	Compact	Compact
features	<ul style="list-style-type: none"> <li>■ For environments with flammable gas or dust</li> <li>■ ATEX certified</li> <li>■ High repeat accuracy &lt; 0.01 mm</li> <li>■ Compact design</li> </ul>		
dimensions	ø 6,5 mm / M8	M12	M12 / M18
nominal sensing distance Sn	1,5 mm	4 mm	2 ... 8 mm
switching frequency	5 kHz	2 kHz	to 2 kHz
output circuit	NAMUR	PNP / NPN	NAMUR
operating temperature	–20 ... +60 °C	–25 ... +65 °C	–20 ... +60 °C
protection class	IP 67	IP 67	IP 67
approvals/certificates	ATEX 1G	ATEX 3D	ATEX 1G



Hygienic design	IFBR 06	IFBR 11	IFBR 17
category	Miniatur	Compact	Compact
features	<ul style="list-style-type: none"> <li>■ FDA compliant materials – EHEDG certified</li> <li>■ High chemical resistance – Ecolab tested and LCP front cap</li> <li>■ IP 68K long-term seal – <i>proTect+</i></li> <li>■ Flush and non-flush housings</li> </ul>		
dimensions	ø 6,5 mm	ø 11 mm	ø 17 mm
nominal sensing distance Sn	3 mm	4 mm (flush) 6 mm (non-flush)	8 mm (flush) 12 mm (non-flush)
switching frequency	3 kHz	1 kHz	500 Hz
housing material	stainless steel 1.4404 (V4A)	stainless steel 1.4404 (V4A)	stainless steel 1.4404 (V4A)
operating temperature	–40 ... +80 °C, cleaning temperature to +100 °C	–40 ... +80 °C, cleaning temperature to +100 °C	–40 ... +80 °C, cleaning temperature to +100 °C
protection class	IP 68/69K & <i>proTect+</i>	IP 68/69K & <i>proTect+</i>	IP 68/69K & <i>proTect+</i>

# Inductive proximity switches

## Application-specific inductive sensors – Marine / for off-highway-machinery

- Inductive proximity switches for off-highway machinery – designed for reliability
- DNV-GL certified marine sensors



For off-highway-machines	IR12V.04S	IR18V.08S
category	compact	compact
features	<ul style="list-style-type: none"> <li>■ Designed for Reliability</li> <li>■ Versions with flylead connector German</li> <li>■ EN 13309, EN ISO 14982:2009, ISO 13766:2006</li> </ul>	
dimensions	M12	M18
nominal sensing distance $S_n$	4 mm	8 mm
switching frequency	2 kHz	450 kHz
housing material	brass nickel plated	brass nickel plated
operating temperature	–40 ... +85 °C	–40 ... +85 °C
protection class	IP 68 / IP 69K (face)	IP 68 / IP 69K (face)



Marine	IR12.P04S	IR18.P10S
category	compact	compact
features	<ul style="list-style-type: none"> <li>■ Versions with diagnostic input</li> <li>■ Marine type approval (according to DNVGL-CG-0339)</li> </ul>	
dimensions	M12	M18
nominal sensing distance $S_n$	4 mm	10 mm
switching frequency	1 kHz	800 kHz
housing material	stainless steel 1.4404 (V4A)	brass nickel plated, chromium plated
operating temperature	–40 ... +75 °C	–40 ... +75 °C
protection class	IP 67	IP 67
specific features		<ul style="list-style-type: none"> <li>■ Ecolab-tested</li> <li>■ FDA-compliant</li> <li>■ Vibration resistance EN 61373: 2010 (category 3)</li> <li>■ Shock resistance EN 61373: 2010 (category 3)</li> </ul>



# Capacitive sensors

## Capacitive proximity sensors

For level detection of liquids or granules as well as non-conductive objects.

- High switching distance up to 15 mm even through non-metallic walls
- Absolutely reliable even when interfered by ambient conditions, e.g. ambient light or dirt
- Reliable detection even of wafers, PCBs and paper stacks



	CFAM 12	CFAM 18	CFAM 30	CFBM 20
category	cylindrical	cylindrical	cylindrical	rectangular
function				
detection of non-conductive media	■	■	■	■
liquids in direct contact				
fill level detection through container	■	■	■	■
object detection / bulk goods	■	■	■	■
dimensions / height	M12	M18	M30	20 × 35 × 12 mm
housing length	60 mm with cable 76 mm with connector	64 mm with cable 78,4 mm with connector	71 mm with cable 82 mm with connector	35 mm
nominal sensing distance $S_n$	4 mm	8 mm	15 mm	5 mm
switching frequency	50 Hz	50 Hz	50 Hz	50 Hz
output signal	PNP NPN	PNP NPN	PNP NPN	PNP NPN
connection types	cable 2 m connector M12	cable 2 m connector M12	cable 2 m connector M12	connector M8
housing material	brass nickel plated	brass nickel plated	brass nickel plated	brass nickel plated
operating temperature	-25 ... +75 °C	-25 ... +75 °C	-25 ... +75 °C	-25 ... +75 °C
protection class	IP 65	IP 65	IP 65	IP 65
specific features	■ potentiometer	■ potentiometer	■ potentiometer ■ flush installation	■ fixed switching distance ■ flush installation

# Capacitive sensors




	CFAK 12 with cap	CFAK 12	CFAK 18	CFDK 30	CFDK 25
	cylindrical	cylindrical	cylindrical	rectangular	rectangular flat design
			■	■	
			■	■	■
	■	■	■		
			■	■	
	M12	M12	M18	30 × 65 × 18,5 mm	25 × 52,4 × 6 mm
	39,5 mm	39 mm	63,5 mm		
	0,1 mm	0,5 mm	2 ... 15 mm	4 ... 15 mm	2 ... 15 mm
	15 Hz	15 Hz	50 Hz	50 Hz	35 Hz
	PNP NPN	PNP NPN	PNP NPN	PNP NPN	push-pull
	cable 2 m flylead connector M8	cable 2 m	cable 2 m	cable 2 m connector M12	cable 2 m flylead connector M8
	POM EPDM50	PBT	PBT	PBT	PA 12
	0 ... +50 °C	0 ... +70 °C	−25 ... +75 °C	−25 ... +75 °C	−25 ... +75 °C
	IP 67	IP 67	IP 67 / IP 65	IP 65	IP 65
	■ level sensor for contaminated media		■ potentiometer	■ potentiometer	■ switching distance fix by default ■ mounting flexibility thanks to innovative mounting frame

# Light barriers and light sensors

## Subminiature and miniature sensors

Unique reliable object detection and positioning with optical sensors

- Smart & Small – ultimate performance in smallest designs
- Find the optimum solution quickly through large portfolio
- Easy to set up with clever teach-in function
- Laser sensors for detection tasks in the 0.01 mm range



	FHDK 04	FxCK 07 FxDM 07	FxDM 08	FxAM 08
x = function principle y = light source				
features	<ul style="list-style-type: none"> <li>■ Mounting in rails</li> <li>■ Fix sensing distance</li> </ul>	<ul style="list-style-type: none"> <li>■ World's smallest adjustable sensor family</li> </ul>	<ul style="list-style-type: none"> <li>■ Fix sensing distance</li> <li>■ Robust metal housing</li> </ul>	<ul style="list-style-type: none"> <li>■ Fix sensing distance</li> </ul>
dimensions (B × H × T)	4 × 44,8 × 6,2 mm	8 × 16,2 × 10,8 mm	8 × 58 × 12 mm	M8 × 56 mm
function principle (x) / ranges				
diffuse sensors with background suppression	30 mm / 50 mm (FHDK 04)	10 ... 60 mm (FHDK 07 / FHCK 07)		
diffuse sensor with background suppression		20 ... 150 mm (FZDK 07 / FZCK 07)	40 mm / 80 mm (FZDM 08)	40 mm / 80 mm (FZAM 08)
SmartReflect® light barriers without reflector		17 ... 45 mm (FNCK 07)		
SmartReflect® transparent				
retro-reflective sensors		800 mm (FPDK 07 / FPCK 07)		
transparent detection without reflector				
through beam sensors		2,5 m (FSDK 07 / FSCK 07) (FEDK 07 / FECK 07)	1 m / 3 m (FSDM 08 / FEDM 08)	3 m (FSAM 08 / FEAM 08)
light source (y)				
standard LED (R)	■	■		
pinPoint LED (P)				
infrarot (I)			■	■
laser (L)				
response time	< 0,5 ms	< 0,5 ms	< 1 ms	< 2,5 ms
output	push-pull	PNP NPN	PNP	PNP
connection types	cable 2 m flylead connector M8	cable 2 m flylead connector M8	cable 2 m connector M8	cable 2 m connector M8
housing material	plastic	plastic	aluminium	brass nickel plated
operating temperature	−10 ... +50 °C	−20 ... +50 °C	−25 ... +65 °C	−25 ... +65 °C
protection class	IP 65	IP 65	IP 65	IP 65



# Light barriers and light sensors



IO-Link



	O200.xy	FxDm 12 OxDM 12 (laser)	FxAM 12
	<ul style="list-style-type: none"> <li>Sensors with single-lens or V-optics</li> <li>Variations with line beam</li> </ul>	<ul style="list-style-type: none"> <li>Sensing distance adjustable</li> <li>Sensors with single lens optics</li> </ul>	<ul style="list-style-type: none"> <li>Sensitivity adjustable with potentiometer</li> </ul>
	8 × 21 × 14,1 mm	12,4 × 35 × 35 mm	M12 × 70,5 mm
	10 ... 175 mm (O200.Gy)	15 ... 300 mm (FHDM 12 / OHDM 12)	
	20 ... 200 mm (O200.ZR)		30 ... 200 mm (FZAM 12)
	25 ... 180 mm (O200.Sy)		
	15 ... 180 mm (O200.Sy.T)		
	4 m (O200.Ry)	8 m (FPDM 12 / OPDM 12)	
	1,2 m (O200.Ry.T)		
	6 m (O200.Ty / O200.Ey)	7,5 m (FSDM 12 / FEDM 12)	
	■	■	
	■		■
		■	
	■		
	< 0,25 ms < 0,05 ms (laser)	< 1 ms < 0,05 ms (laser)	< 1 ms
	push-pull PNP NPN	PNP NPN	PNP
	cable 2 m connector M8	cable 2 m connector M8	cable 2 m connector M12
	plastic	die-cast zinc	brass nickel plated
	-25 ... +50 °C -20 ... +50 °C (laser)	-25 ... +65 °C -20 ... +50 °C (laser)	-25 ... +65 °C
	IP 67	IP 67	IP 65

# Light barriers and light sensors

## Subminiature and miniature sensors

Unique reliable object detection and positioning with optical sensors

- Smart & Small – ultimate performance in smallest designs
- Find the optimum solution quickly through large portfolio
- Easy to set up with clever teach-in function
- Laser sensors for detection tasks in the 0.01 mm range



IO-Link



IO-Link



	O300.xy	O300.xy Line	OHDM 13 (laser)
x = function principle y = light source			
features	<ul style="list-style-type: none"> <li>■ Setting via wear-free <i>qTeach</i>® or IO-Link</li> </ul>	<ul style="list-style-type: none"> <li>■ Up to 100 mm long time</li> </ul>	<ul style="list-style-type: none"> <li>■ Sensing distance adjustable</li> </ul>
dimensions (B × H × T)	12,9 × 32,3 × 23 mm	12,9 × 32,3 × 23 mm	13,4 × 48,2 × 40 mm
function principle (x) / ranges			
diffuse sensors with background suppression	30 ... 300 mm (O300.Gy)	30 ... 180 mm (O300.Gy)	50 ... 550 mm (OHDM 13)
diffuse sensor with background suppression	10 ... 400 mm (O300.Zy)		
<i>SmartReflect</i> ® light barriers without reflector	30 ... 300 mm (O300.Sy)	30 ... 120 mm (O300.Sy)	
<i>SmartReflect</i> ® transparent	30 ... 300 mm (O300.SP.T)		
retro-reflective sensors	6 m (O300.Ry)		
transparent detection without reflector	4 m (O300.RP.T)		
through beam sensors	15 m (O300.Ty / O300.Ey)		
light source (y)			
standard LED (R)	■	■	
pinPoint LED (P)	■	■	
infrarot (I)	■		
laser (L)	■	■	■
response time	< 0,25 ms < 0,1 ms (laser)	< 1,5 ms	< 5 ms
output	push-pull PNP NPN	push-pull	PNP NPN
connection types	cable 2 m connector M8 flylead connector	cable 2 m connector M8	connector M8
housing material	plastic	plastic	aluminum
operating temperature	–25 ... +60 °C –10 ... +60 °C (laser)	–25 ... +60 °C –10 ... +60 °C (laser)	0 ... +50 °C
protection class	IP 67	IP 67	IP 67



# Light barriers and light sensors

## Standard sensors – rectangular and cylindrical

Unique reliable object detection and positioning with optical sensors

- Find the optimum solution quickly through large portfolio
- Easy to set up with clever teach-in function
- Extremely accurate object positioning with 0.01 mm precision



	OxDK 14 (laser)	FxDM 16 OxDm 16 (laser)	OR18.xy	OR18.GR.F
<b>x</b> = function principle <b>y</b> = light source				
<b>features</b>	■ Sensors for transparent objects	■ Laser sensors for wafer detection	■ Setting via potentiometer, teach-in or <i>qTeach</i>	■ Fixed Focus
dimensions (B × H × T)	14,8 × 43 × 31 mm	15,4 × 50 × 50 mm	M18	M18 × 48,3 mm
<b>function principle (x) / ranges</b>				
diffuse sensors with background suppression	20 ... 350 mm (OHDK 14)	20 ... 600 mm (FHDM 16 / OHDM 16)	40 ... 200 mm (OR18.Gy)	50 mm (OR18.GR.F)
diffuse sensors with intensity difference	20 ... 350 mm (OZDK 14)	0 ... 400 mm (FZDM 16 / OZDM 16)	0 ... 800 mm (OR18.ZI)	
SmartReflect® light barriers without reflector			55 ... 300 mm (OR18.SP)	
SmartReflect® transparent				
retro-reflective sensors	5,2 m (OPDK 14)	12 m (FPDM 16 / OPDM 16)	16 m (OR18.RR)	
transparent detection without reflector			800 mm (OR18.RR.T)	
through beam sensors	10 m (OSDK 14 / OEDK 14)		60 m (OR18.TI / OR18.EI)	
<b>light source (y)</b>				
standard LED (R)		■	■	■
pinPoint LED (P)			■	
infrarot (I)			■	
laser (L)	■	■	■	
response time	< 0,25 ms	< 1 ms < 0,05 ms (laser)	< 0,5 ms < 0,1 ms (laser)	< 0,5 ms
output	push-pull PNP NPN	PNP NPN 4 ... 20 mA	PNP NPN	PNP NPN
connection types	cable 2 m connector M8 flylead connector M12	cable 2 m connector M12	cable 2 m connector M12 flylead connector M12	cable 2 m connector M12
housing material	plastic	die-cast zinc	plastic brass nickel plated	plastic
operating temperature	–25 ... +65 °C –10 ... +50 °C (laser)	–25 ... +65 °C –10 ... +50 °C (laser)	–25 ... +55 °C –10 ... +55 °C (laser)	–25 ... +55 °C
protection class	IP 67	IP 67	IP 67	IP 65 / IP 67

# Light barriers and light sensors



IO-Link



	FxAM 18	O500.xy	OHDM 20 (Laser)	OxDK 25 (Laser)
	<ul style="list-style-type: none"> <li>Compatible with glass fibre optics</li> </ul>	<ul style="list-style-type: none"> <li>Setting via wear-free <i>qTeach</i>® or IO-Link</li> </ul>	<ul style="list-style-type: none"> <li>Light / dark operate switchable</li> </ul>	<ul style="list-style-type: none"> <li>Sensors with 2 output <i>qTeach</i>®</li> </ul>
	M18	18 × 45 × 32 mm	20,6 × 65 × 50 mm	23,4 × 63 × 45 mm
		60 ... 550 mm (O500.Gy)	210 ... 1500 mm (OHDM 20)	100 ... 1750 mm (OHDK 25)
	60 ... 430 mm (FZAM 18)	20 ... 600 mm (O500.Zy)		
		60 ... 600 mm (O500.SP)		1900 mm (ONDK 25)
		60 ... 1000 mm (O500.Sy.T)		
		8 m (O500.Ry)		
		6 m (O500.RP.T)		
		40 m (O500.TR / O500.ER)		
	■	■		
	■	■	■	■
	< 1 ms	< 0,25 ms	< 6 ms	10 ms
	PNP NPN	push-pull PNP NPN	PNP	push-pull
	cable 2 m connector M12	cable 2 m connector M12	connector M12	cable 2 m connector M12
	brass nickel plated	plastic	die-cast zinc	plastic
	-25 ... +55 °C	-25 ... +60 °C	0 ... +50 °C	0 ... +50 °C
	IP 67	IP 67	IP 67	IP 67

# Light barriers and light sensors

## Standard with extra power – O300/O500

Unique portfolio with extra performance for your application

- Beam shape as line or point allows for the optimum application-specific solution
- Enhanced processor performance for maximum detection reliability
- Easy implementation and operation, IoT-ready



IO-Link



IO-Link



IO-Link

O300.xy x = function principle y = light source	O300.xy	O300W.xy	O300H.xy
features	<ul style="list-style-type: none"> <li>■ Setting via wear-free <i>qTeach</i>® or IO-Link</li> </ul>	<ul style="list-style-type: none"> <li>■ Stainless steel housing in washdown design</li> <li>■ Safe setting via wear-free <i>qTeach</i>® or IO-Link</li> </ul>	<ul style="list-style-type: none"> <li>■ Stainless steel housing in hygienic design</li> <li>■ Safe setting via wear-free magnetic <i>qTeach</i>® or IO-Link</li> </ul>
dimensions (B × H × T)	12,9 × 32,3 × 23 mm	16,5 × 34,7 × 28,2 mm	16,5 × 34,6 × 28,7 mm
function principle (x) / ranges			
diffuse sensors	30 ... 300 mm (O300.Gy)	30 ... 250 mm (O300W.Gy)	30 ... 250 mm (O300H.Gy)
background suppression (G)			
diffuse sensors with intensity difference (Z)	10 ... 400 mm (O300.Zy)		
<i>SmartReflect</i> ® light barriers without a reflector (S)	30 ... 300 mm (O300.Sy)	30 ... 300 mm (O300W.Sy)	30 ... 300 mm (O300H.Sy)
<i>SmartReflect</i> ® transparent (Sy.T)	30 ... 300 mm (O300.SPT)	30 ... 300 mm (O300W.SPT)	30 ... 300 mm (O300H.SPT)
diffuse sensors (R)	6 m (O300.Ry)	6 m (O300W.Ry)	6 m (O300H.Ry)
retro-reflective sensors (Ry. T)	4 m (O300.RPT)	4 m (O300W.RPT)	4 m (O300H.Ry.T)
through beam sensors (T / E)	15 ... 75 m (O300.Ty / O300.Ey)	15 ... 75 m (O300W.Ty / O300W.Ey)	15 ... 75 m (O300H.Ty / O300H.Ey)
light source (y)			
standard LED (R)	■	■	■
pinPoint LED (P)	■	■	■
infrarot (I)	■		
laser (L)	■	■	■
response time	< 0,25 ms < 0,1 ms (laser)	< 0,25 ms < 0,1 ms (laser)	< 0,25 ms < 0,1 ms (laser)
output	push-pull PNP NPN	push-pull	push-pull
connection types	cable 2 m connector M8 flylead connector M8	connector M8	connector 2 m flylead connector M8
housing material	plastic	stainless steel, Ecolab-certified, FDA-compliant	stainless steel, Ecolab-certified, EHEDG-compliant, FDA-compliant
operating temperature	–25 ... +60 °C –10 ... +60 °C (laser)	–25 ... +60 °C –10 ... +60 °C (laser)	–25 ... +60 °C –10 ... +60 °C (laser)
protection class	IP 67	IP 68 / IP 69K <i>proTect</i> +	IP 68 / IP 69K <i>proTect</i> +

# Light barriers and light sensors



O500.xy x = function principle y = light source	O500.xy	O500W.xy	O500H.xy
features	<ul style="list-style-type: none"> <li>Setting via wear-free <i>qTeach</i>® or IO-Link</li> </ul>	<ul style="list-style-type: none"> <li>Stainless steel housing in washdown design</li> <li>Safe setting via wear-free <i>qTeach</i>® or IO-Link</li> </ul>	<ul style="list-style-type: none"> <li>Stainless steel housing in hygienic design</li> <li>Safe setting via wear-free magnetic <i>qTeach</i>® or IO-Link</li> </ul>
dimensions (B × H × T)	18 × 45 × 32 mm	20,2 × 47,2 × 37,2 mm	20,2 × 47,7 × 36,4 mm
function principle (x) / ranges			
diffuse sensors	60 ... 550 mm (O500.Gy)	60 ... 400 mm (O500W.Gy)	60 ... 400 mm (O500H.Gy)
background suppression (G)			
diffuse sensors with intensity difference (Z)	20 ... 600 mm (O500.Zy)		
<i>SmartReflect</i> ® light barriers without a reflector (S)	60 ... 600 mm (O500.SP)	60 ... 600 mm (O500W.SP)	60 ... 600 mm (O500H.SP)
<i>SmartReflect</i> ® transparent (Sy.T)	60 ... 1000 mm (O500.SPT)	60 ... 1000 mm (O500W.SPT)	60 ... 1000 mm (O500H.SPT)
diffuse sensors (R)	8 m (O500.Ry)	8 m (O500W.Ry)	8 m (O500H.Ry)
retro-reflective sensors (Ry. T)	6 m (O500.RPT)	6 m (O500W.RPT)	6 m (O500H.RPT)
through beam sensors (T / E)	40 m (O500.TR / O500.ER)	40 m (O500W.TR / O500W.ER)	40 m (O500H.TR / O500H.ER)
light source (y)			
standard LED (R)	■	■	■
pinPoint LED (P)	■	■	■
infrarot (I)	■		
laser (L)			
response time	< 0,25 ms	< 0,25 ms	< 0,25 ms
output	push-pull PNP NPN	push-pull	push-pull
connection types	cable 2 m connector M12	connector M12	cable 2 m connector M12
housing material	plastic	stainless steel, Ecolab-certified, FDA-compliant	stainless steel, Ecolab-certified, EHEDG-compliant, FDA-compliant
operating temperature	−25 ... +60 °C	−25 ... +60 °C	−25 ... +60 °C
protection class	IP 67	IP 68 / IP 69K <i>proTect</i> +	IP 68 / IP 69K <i>proTect</i> +



# Light barriers and light sensors

## Laser sensors

Precise control of fast processes and detection of very small objects

- Very precise object positioning to within 0.01 mm
- Detection of very small objects thanks to focused 0.1 mm laser spot
- Detection of fast objects thanks to short response times of < 0.1 ms



	O200.xy	OxDM 12	OBDM 12 Difference sensors	OHDM 13
x = function principle				
features	<ul style="list-style-type: none"> <li>■ Sensors with single-lens optics</li> <li>■ Variations with line beam</li> </ul>	<ul style="list-style-type: none"> <li>■ Adjustable ranges</li> <li>■ Sensors with single lens optics</li> </ul>	<ul style="list-style-type: none"> <li>■ 5 functions (e.g. window teach)</li> </ul>	<ul style="list-style-type: none"> <li>■ Adjustable ranges</li> </ul>
dimensions (B × H × T)	8 × 21 × 15,8 mm	12,4 × 35 × 35 mm	12,4 × 37 × 34,5 mm	13,4 × 48,2 × 40 mm
function principle (x) / ranges				
diffuse sensors	20 ... 175 mm (O200.GL)	17 ... 120 mm (OHDM 12)		50 ... 550 mm (OHDM 13)
diffuse sensors with intensity difference				
SmartReflect® light barriers without a reflector	25 ... 180 mm (O200.SL / O200.SL.T)			
retro-reflective sensors	1,2 m (O200.RL.C)	8 m (OPDM 12)		
retro-reflective sensors for transparent detection	1,2 m (O200.RL.T)			
through beam sensors	6 m (O200.TL / O200.EL)			
differential sensors			16 ... 120 mm (OBDM 12)	
laser class	1	2	2	2
response time up	< 0,05 ms	< 0,05 ms	< 1 ms	< 5 ms
output	PNP NPN	PNP NPN	PNP NPN	PNP NPN
housing material	plastic	die-cast zinc	die-cast zinc	aluminum
operating temperature	−20 ... +50 °C	0 ... +50 °C	0 ... +50 °C	0 ... +50 °C
protection class	IP 67	IP 67	IP 67	IP 67

# Light barriers and light sensors



IO-Link



IO-Link



IO-Link

	OxDK 14	O300.xL	O300W.xL	O300H.xL
	■ Mechanical sensing distance adjustment	■ Setting via wear-free magnetic <i>qTeach</i> ® or IO-Link	■ Setting via wear-free <i>qTeach</i> ® or IO-Link	■ Setting via wear-free magnetic <i>qTeach</i> ® or IO-Link
	14,8 × 43 × 31 mm	12,9 × 32,3 × 23 mm	16,5 × 34,7 × 28,2 mm	16,5 × 34,6 × 28,7 mm
	20 ... 350 mm (OHDK 14)	30 ... 300 mm (O300.GL) 10 ... 400 mm (O300.ZL)	30 ... 250 mm (O300W.GL)	30 ... 250 mm (O300H.GL)
		30 ... 300 mm (O300.SL)	30 ... 300 mm (O300W.SL)	30 ... 300 mm (O300H.SL)
	11 m (OPDK 14) 5,2 m (OPDK 14)	6 m (O300.RL)	6 m (O300W.RL)	6 m (O300H.RL)
		75 m (O300.TL / O300.EL)	75 m (O300W.TL / O300W.EL)	75 m (O300H.TL / O300H.EL)
	2	1	1	1
	< 0,15 ms	< 0,1 ms	< 0,1 ms	< 0,1 ms
	PNP NPN	PNP NPN push-pull	push-pull	push-pull
	plastic	plastic	stainless steel	stainless steel
	−10 ... +50 °C	−25 ... +60 °C	−25 ... +60 °C	−25 ... +60 °C
	IP 67	IP 67 IP 68 / IP 69K <i>proTect</i> +	IP 67 IP 68 / IP 69K <i>proTect</i> +	IP 67 IP 68 / IP 69K <i>proTect</i> +

# Light barriers and light sensors

## Laser sensors

Precise control of fast processes and detection of very small objects

- Very precise object positioning to within 0.01 mm
- Detection of very small objects thanks to focused 0.1 mm laser spot
- Detection of fast objects thanks to short response times of < 0.1 ms



x = function principle	OxDM 16	OHDM 20	OxDK 25	OR18.EL/TL
features	■ Sensors for wafer detection	■ Large range	■ Sensors with two outputs	■ Short response time ■ Large range
dimensions (B × H × T)	15,4 × 50 × 50 mm	20,6 × 65 × 50 mm	23,4 × 63 × 45 mm	M18
function principle (x) / ranges				
diffuse sensors	25 ... 300 mm (OHDM 16)	210 ... 1500 mm	100 ... 1750 mm (OHDK 25)	
background suppression				
diffuse sensors with intensity difference	0 ... 250 mm (OZDM 16)			10 ... 300 mm (OR18.ZL)
SmartReflect® light barriers without a reflector			100 ... 1900 mm (ONDK 25)	
retro-reflective sensors	12 m (OPDM 16)			16 m (OR18.RL)
retro-reflective sensors for transparent detection				
through beam sensors				60 m (OR18.EL/TL)
differential sensors				
laser class	2	2	1	1
response time up	< 0,1 ms	< 6 ms	< 10 ms	< 0,34 ms
output	PNP NPN	PNP	push-pull	PNP NPN
housing material	die-cast zinc	die-cast zinc	plastic	brass nickel plated
operating temperature	−10 ... +50 °C	−10 ... +50 °C	−10 ... +50 °C	−10 ... +55 °C
protection class	IP 67	IP 67	IP 67	IP 67



# Light barriers and light sensors

## Light barriers without reflector – *SmartReflect®*

Less is more – reduced operating costs with increased functional reliability

- Reliable barrier principle between the sensor and the machine part
- Suitable for objects of different color, surface or transparency
- Robust with dirt deposit in plastic, stainless steel or hygiene design



	FNDK 07 FNCK 07	O200.Sy O200.Sy.T	O300.Sy O300.Sy.T	O500.Sy O500.Sy.T
y = light source				
features	<ul style="list-style-type: none"> <li>■ Miniature sensor</li> <li>■ Sensing distance adjustable</li> </ul>	<ul style="list-style-type: none"> <li>■ Miniature sensor</li> <li>■ Sensing distance adjustable</li> <li>■ Transparent detection versions</li> </ul>	<ul style="list-style-type: none"> <li>■ Miniature sensor</li> <li>■ Transparent detection versions</li> </ul>	<ul style="list-style-type: none"> <li>■ Transparent detection versions</li> </ul>
dimensions (B × H × T)	8 × 16,2 × 10,8 mm	8 × 21 × 15,8 mm	12,9 × 32,2 × 23 mm	18 × 45 × 32 mm
light source (y)				
standard LED (R)	17 ... 45 mm			
pinPoint LED (P)		25 ... 180 mm (O200.SP / O200.SPT)	30 ... 300 mm (O300.SP / O300.SPT)	60 ... 600 mm (O500.SP) 30 ... 1000 mm (O500.SPT)
infrarot (I)				
laser (L)		25 ... 180 mm (O200.SL / O200.SL.T)	30 ... 250 mm (O300.SL)	
response time	< 0,5 ms	< 0,25 ms	< 0,25 ms	< 0,25 ms
output	PNP NPN	push-pull PNP NPN	push-pull PNP NPN	push-pull PNP NPN
connection types	cable 2 m flylead connector M8	cable 2 m flylead connector M8	cable 2 m connector M8 flylead connector M8	cable 2 m connector M12
housing material	plastic	plastic	plastic	plastic
operating temperature	–20 ... +50 °C	–25 ... +50 °C –25 ... +50 °C (Laser)	–25 ... +60 °C	–25 ... +60 °C
protection class	IP 65	IP 67	IP 67	IP 67

# Light barriers and light sensors



IO-Link



IO-Link

	ONDK 25	OR18.SP	O300W.Sy O300W.Sy.T	O500W.Sy O500W.Sy.T
	■ Standard	■ Standard sensor M18	■ Washdown design ■ Transparent detection versions	■ Washdown design ■ Transparent detection versions
	23,4 × 63 × 45 mm	M18 × 65 mm	16,5 × 34,7 × 28,2 mm	20,2 × 47,2 × 37,7 mm
		55 ... 300 mm	30 ... 300 mm (O300W.SP / O300W.SP.T)	60 ... 600 mm (O500W.SP) 30 ... 1000 mm (O500W.SP.T)
	1900 mm		30 ... 250 mm (O300W.SL)	
	< 10 ms	< 0,49 ms	< 0,25 ms	< 0,25 ms
	push-pull	push-pull PNP NPN	push-pull	push-pull
	cable 2 m connector M12	connector M12	connector M8	connector M12
	plastic	brass nickel plated	stainless steel, Ecolab- certified, FDA-compliant	stainless steel, Ecolab- certified, FDA-compliant
	0 ... +50 °C	–25 ... +60 °C	–25 ... +60 °C	–25 ... +60 °C
	IP 67	IP 67	IP 68 / IP 69K <i>proTect+</i>	IP 68 / IP 69K <i>proTect+</i>

# Light barriers and light sensors

## Light barriers without reflector – *SmartReflect®*

Less is more – reduced operating costs with increased functional reliability

- Reliable barrier principle between the sensor and the machine part
- Suitable for objects of different color, surface or transparency
- Robust with dirt deposit in plastic, stainless steel or hygiene design



	O300H.Sy O300H.Sy.T	O500H.Sy O500H.Sy.T
y = light source		
features	<ul style="list-style-type: none"> <li>■ Hygienic design</li> <li>■ Version for transparency object detection</li> </ul>	<ul style="list-style-type: none"> <li>■ Hygienic design</li> <li>■ Version for transparency object detection</li> </ul>
dimensions (B × H × T)	16,5 × 34,6 × 28,7 mm	20,2 × 47,7 × 36,4 mm
light source (y)		
standard LED (R)		
pinPoint LED (P)	30 ... 300 mm (O300H.SP / O300H.SPT)	60 ... 600 mm (O500H.SP) 60 ... 1000 mm (O500H.SPT)
laser (L)	30 ... 250 mm (O300H.SL)	
response time	< 0,25 ms	< 0,25 ms
output	push-pull	push-pull
connection types	cable 2 m flylead connector M8	cable 2 m flylead connector M12
housing material	stainless steel, Ecolab-certified, EHEDG-compliant, FDA-compliant	stainless steel, Ecolab-certified, EHEDG-compliant, FDA-compliant
operating temperature	–25 ... +60 °C	–25 ... +60 °C
protection class	IP 68 / IP 69K <i>proTect+</i>	IP 68 / IP 69K <i>proTect+</i>





## *SmartReflect*® – the light barrier without reflector

With *SmartReflect*® Baumer has reinvented the optical light barrier: The reflector as the weak point is eliminated and highly reliable object detection is still guaranteed even for transparent objects. That reduces your costs tremendously.

### Your benefits

- Maximum system uptime and process safety
  - Very reliable object detection thanks to barrier principle
  - Elimination of the reflector as a potential source of error
  - No function impairment through dirt accumulation
  - Available in robust washdown or hygiene design
- Reduction of operating costs
  - No reflector means time saving installation
  - No need for a reflector eliminates exchange and wear
  - No need for a reflector eliminates cleaning effort
- Raising productivity
  - Sensing range up to 1.9 m or 1 m for transparent objects
  - High machine performance thanks to short response times of < 0.25 ms
  - Fast format changes, easy sensor exchange and additional usage data via IO-Link



# Light barriers and light sensors

## Transparent detection

The sensor solutions for the detection of bowls, bottles and foils

- Extremely safe and fast with a response time < 0.25 ms
- Unique range without reflector up to 1 m
- Up to 7 m range with retro-reflective light barriers



IO-Link



IO-Link



IO-Link



IO-Link

	O200.Sy.T	O200.Ry.T	O300.SP.T	O300.RP.T
y = light source				
features	■ SmartReflect®	■ Retro-reflective sensors with single-lens optics	■ SmartReflect®	■ Retro-reflective sensors
dimensions (B × H × T)	8 × 21 × 15,8 mm	8 × 21 × 15,8 mm	12,9 × 32,3 × 23 mm	12,9 × 32,3 × 23 mm
light source (y)				
standard LED (R)				
pinPoint LED (P)			30 ... 300 mm	4 m
infrarot (I)	15 ... 180 mm	1,2 m		
laser (L)	25 ... 180 mm	1,2 m		
response time	< 0,25 ms	< 0,25 ms	< 0,25 ms	< 0,25 ms
output	push-pull	push-pull	push-pull	push-pull
connection types	cable 2 m flylead connector M8	cable 2 m flylead connector M8	cable 2 m connector M8	cable 2 m connector M8
housing material	plastic	plastic	plastic	plastic
operating temperature	–25 ... +50 °C –20 ... +50 °C (Laser)	–25 ... +50 °C –20 ... +50 °C (Laser)	–25 ... +60 °C	–25 ... +60 °C
protection class	IP 67	IP 67	IP 67	IP 67

# Light barriers and light sensors



IO-Link



IO-Link

	OPDK 14	FPDM 16	O500.S.P.T	O500.R.P.T
	■ Retro-reflective laser sensor	■ Retro-reflective sensors	■ <i>SmartReflect</i> ®	■ Retro-reflective sensors
	14,8 × 43 × 31 mm	15,4 × 50 × 50 mm	18 × 45 × 32 mm	18 × 45 × 32 mm
		7,2 m	60 ... 1000 mm	6 m
	5,2 m			
	< 0,25 ms	< 2,5 ms	< 0,25 ms	< 0,25 ms
	PNP NPN	PNP	push-pull	push-pull
	cable 2 m connector M8 connector M12	connector M12	cable 2 m connector M12	cable 2 m connector M12
	plastic	die-cast zinc	plastic	plastic
	−10 ... +50 °C	−25 ... +65 °C	−25 ... +60 °C	−25 ... +60 °C
	IP 67	IP 67	IP 67	IP 67

# Light barriers and light sensors

## Transparent detection in demanding environments

Robust stainless steel sensors for the detection of bowls, bottles and foils

- Extremely safe and fast with a response time < 0.25 ms
- Unique range without reflector up to 1 m
- Up to 7 m range with retro-reflective light barriers



IO-Link



IO-Link



IO-Link



IO-Link

	O300W.SPT O300H.SPT	O300W.RPT O300H.RPT	O500W.SPT O500H.SPT	O500W.RPT O500H.RPT
y = light source				
features	<ul style="list-style-type: none"> <li>■ SmartReflect®</li> <li>■ Stainless steel housing in washdown- (W) or hygienic design (H)</li> </ul>	<ul style="list-style-type: none"> <li>■ Retro-reflective sensors</li> <li>■ Stainless steel housing in washdown- (W) or hygienic design (H)</li> </ul>	<ul style="list-style-type: none"> <li>■ SmartReflect®</li> <li>■ Stainless steel housing in washdown- (W) or hygienic design (H)</li> </ul>	<ul style="list-style-type: none"> <li>■ Retro-reflective sensors</li> <li>■ Stainless steel housing in washdown- (W) or hygienic design (H)</li> </ul>
dimensions (B × H × T)	16,5 × 34,7 × 28,2 mm	16,5 × 34,7 × 28,2 mm	20,2 × 124 × 36,4 mm	20,2 × 124 × 36,4 mm
light source (y)				
standard LED (R)				
pinPoint LED (P)	30 ... 300 mm	4 m	60 ... 1000 mm	6 m
infrarot (I)				
laser (L)				
response time	< 0,25 ms	< 0,25 ms	< 0,25 ms	< 0,25 ms
output	push-pull	push-pull	push-pull	push-pull
connection types	cable 2 m connector M8	cable 2 m connector M8	cable 2 m connector M12	cable 2 m connector M12
housing material	stainless steel, Ecolab-certified, EHEDG-compliant (hygienic), FDA-compliant	stainless steel, Ecolab-certified, EHEDG-compliant (hygienic), FDA-compliant	stainless steel, Ecolab-certified, EHEDG-compliant (hygienic), FDA-compliant	stainless steel, Ecolab-certified, EHEDG-compliant (hygienic), FDA-compliant
operating temperature	−25 ... +60 °C	−25 ... +60 °C	−25 ... +60 °C	−25 ... +60 °C
protection class	IP 68 / IP 69K proTect+	IP 68 / IP 69K proTect+	IP 68 / IP 69K proTect+	IP 68 / IP 69K proTect+

# Light barriers and light sensors



	OR18.W.RR.T
	<ul style="list-style-type: none"> <li>■ Retro-reflective sensors</li> <li>■ Stainless steel housing in washdown- (W)</li> </ul>
	M18 × 67,2 mm
	800 mm
	< 1 ms
	PNP NPN
	connector M12
	stainless steel
	-25 ... +55 °C
	IP 67/69K



The *proTect+* impermeability concept by Baumer ensures absolute dependability even under most adverse conditions. Thanks to the specifically conceived construction and the use of high-quality materials, sensors with *proTect+* provide IP 69K protection and ensure absolute stability even after countless temperature cycles. In order to achieve this, the sensors have been shock-tested over the entire temperature range. The *proTect+* concept ensures enhanced reliability and extended sensor service life.

More information at [www.baumer.com/protect+](http://www.baumer.com/protect+)

# Light barriers and light sensors

## Washdown design

- Robust stainless steel housing
- Long-term sealing thanks to *proTect+*
- IP 69K and Ecolab tested
- Different sizes and sensor principles



IO-Link

IO-Link

IO-Link

x = function principle y = light source	FKDR 14	O300W.xy	O500W.xy	OR18W.xy
dimensions (B × H × T)	19,6 × 62,4 × 34,3 mm	16,5 × 34,7 × 28,2 mm	20,2 × 47,2 × 37,7 mm	M18
function principle (x) / ranges				
diffuse sensors with background suppression		30 ... 250 mm (O300W.GP / O300W. GL)	60 ... 400 mm (O500W.GP)	40 ... 120 mm (OR18W.GR)
diffuse sensors with intensity difference				0 ... 800 mm (OR18W.ZI)
SmartReflect® light barriers without reflector		30 ... 300 mm (O300W.SP / O300W.SL)	60 ... 600 mm (O500W.SP)	
SmartReflect® transparent		30 ... 300 mm (O300W.SPT)	60 ... 1000 mm (O500W.SPT)	
retro-reflective sensors		6 m (O300W.RP / O300W.RL)	8 m (O500W.RP)	4,5 m (OR18W.RR)
transparent detection without reflector		4 m (O300W.RPT)	6 m (O500W.RPT)	800 mm (OR18W.RR.T)
through beam sensors		15 m (O300W.TR / .TL) (O300W.ER / .EL)	40 m (O500W.TR / .TL) (O500W.ER / .EL)	20 m (OR18W.TI) (OR18W.EI)
contrast sensor	12,5 mm ± 2 mm (FKDR 14)			
light source (y)				
standard LED (R)	■	■	■	■
pinPoint LED (P)		■	■	
infrarot (I)				■
laser (L)		■		
response time	<0,05 ms	< 0,25 ms < 0,1 ms (laser)	< 0,25 ms	< 1 ms
output	push-pull	push-pull	push-pull	PNP NPN
connection types	connector M12	connector M8	connector M12	connector M12
housing material	stainless steel, Ecolab-certified, FDA- compliant	stainless steel, Ecolab-certified, FDA- compliant	stainless steel, Ecolab-certified, FDA- compliant	stainless steel, Ecolab-certified, FDA- compliant
operating temperature	-25 ... +60 °C	-25 ... +60 °C	-25 ... +60 °C	-25 ... +55 °C
protection class	IP 68 / IP 69K <i>proTect+</i>	IP 68 / IP 69K <i>proTect+</i>	IP 68 / IP 69K <i>proTect+</i>	IP 67 / IP 69K

## Hygienic design

- EHEDG certified, FDA-compliant, Ecolab tested
- Long-term sealing thanks to *proTect+*
- Different sizes and sensor principles
- Benefits through *SmartReflect®* light barrier without reflector



IO-Link



IO-Link



IO-Link

x = function principle y = light source	FKDH 14	O300H.xy	O500H.xy
dimensions (B × H × T)	19,6 × 52,2 × 34,3 mm	16,5 × 34,6 × 28,7 mm	20,2 × 47,7 × 36,4 mm
function principle (x) / ranges			
diffuse sensors with background suppression		30 ... 250 mm (O300H.Gy)	60 ... 400 mm (O500H.Gy)
diffuse sensors with intensity difference			
<i>SmartReflect®</i> light barriers without reflector		30 ... 300 mm (O300H.Sy)	60 ... 600 mm (O500H.Sy)
<i>SmartReflect®</i> transparent		30 ... 300 mm (O300H.SPT)	60 ... 1000 mm (O500H.SPT)
retro-reflective sensors		6 m (O300H.Ry)	8 m (O500H.Ry)
transparent detection without reflector		4 m (O300H.RPT)	6 m (O500H.RPT)
through beam sensors		15 m (O300H.Ty) (O300H.Ey)	40 m (O500H.Ty) (O500H.Ey)
contrast sensor	12,5 m ±2 mm (FKDH 14)		
light source (y)			
standard LED (R)	■	■	■
pinPoint LED (P)		■	■
infrarot (I)			
laser (L)		■	
response time	<0,05 ms	< 0,25 ms <0,1 ms (laser)	< 0,25 ms
output	push-pull	push-pull	push-pull
connection types	connector 2 m flylead connector M12	connector 2 m flylead connector M8	connector 2 m flylead connector M12
housing material	stainless steel, Ecolab-certified, EHEDG-compliant, FDA-compliant	stainless steel, Ecolab-certified, EHEDG-compliant, FDA-compliant	stainless steel, Ecolab-certified, EHEDG-compliant, FDA-compliant
operating temperature	−30 ... +60 °C	−25 ... +60 °C −10 ... +60 °C (Laser)	−25 ... +60 °C
protection class	IP 68 / IP 69K <i>proTect+</i>	IP 68 / IP 69K <i>proTect+</i>	IP 68 / IP 69K <i>proTect+</i>

# Light barriers and light sensors

## Fork and angle sensors

- Through-beam photoelectric sensor integrated in a single device
- No alignment of transmitter and receiver
- No misalignment caused by vibration
- Laser variants for miniature parts and positioning within 1/100 mm range



IO-Link



IO-Link



IO-Link



IO-Link

	OGxxxU.R	OGxxxL.R	OGxxxU.R...VL	OGxxxU.L
category	Pulsed red LED Fork sensors	Pulsed red LED Fork sensors	Pulsed red LED Fork sensors Stainless steel	Pulsed red LED Fork sensors
features	<ul style="list-style-type: none"> <li>■ Potentiometer / IO-Link</li> <li>■ Narrow, almost parallel light beam</li> <li>■ Sensors are stackable</li> </ul>	<ul style="list-style-type: none"> <li>■ Special L design</li> <li>■ Potentiometer / IO-Link</li> <li>■ Narrow, almost parallel light beam</li> <li>■ Sensors are stackable</li> </ul>	<ul style="list-style-type: none"> <li>■ Potentiometer / IO-Link</li> <li>■ Narrow, almost parallel light beam</li> <li>■ Sensors are stackable</li> <li>■ Extra robust</li> </ul>	<ul style="list-style-type: none"> <li>■ Very high resolution</li> <li>■ Extremely narrow laser light beam</li> <li>■ High repeat accuracy</li> <li>■ Potentiometer / IO-Link</li> <li>■ Sensors are stackable</li> </ul>
type	U profile	L profile	U profile	U profile
fork widths	10 mm 20 mm 30 mm 50 mm 80 mm 120 mm 170 mm	60 mm 100 mm 158 mm	30 mm 50 mm 80 mm 120 mm	30 mm 50 mm 80 mm 120 mm
object size	0,2 mm	0,2 mm	0,2 mm	0,03 mm
repeat accuracy	0,02 mm	0,02 mm	0,02 mm	0,01 mm
response / release time	0,06 ms	0,06 ms	0,06 ms	0,05 ms
connection types	connector M8	connector M8	connector M8	connector M8
housing material	die-cast zinc	die-cast zinc	stainless steel	die-cast zinc
operating temperature	-25 ... +60 °C	-25 ... +60 °C	-25 ... +60 °C	-25 ... +60 °C
protection class	IP 67	IP 67	IP 67	IP 67
specific features				■ Laser class 1





# Light barriers and light sensors

## Differential, contrast and color sensors

- Differential sensors to monitor position tolerances
- Rapid print mark recognition
- Capturing even slightest contrast or shades of color
- Small dimensions, starting at 12 mm



	OBDM 12	OZDM 16	FKDK 14
features	<ul style="list-style-type: none"> <li>■ Difference sensors</li> </ul>	<ul style="list-style-type: none"> <li>■ Diffuse sensors with intensity difference with analog output - standard</li> </ul>	<ul style="list-style-type: none"> <li>■ White LED diffuse contrast sensors</li> </ul>
dimensions (B × H × T)	12,4 × 37 × 34,5 mm	15,4 × 50 × 50 mm	14,8 × 43 × 31 mm
light source	laser	laser	white LED
sensing distance Tw	16 ... 120 mm	0 ... 250 mm	12,5 mm ±2 mm
response time	< 1 ms	< 0,1 ms	< 0,05 ms
output	PNP NPN	PNP 4 ... 20 mA	push-pull
connection types	connector M8	cable 2 m connector M8	cable 2 m connector M8 connector M12
housing material	die-cast zinc	die-cast zinc	plastic
operating temperature	0 ... +50 °C	−10 ... +50 °C	−25 ... +65 °C
protection class	IP 67	IP 67	IP 67
function	<ul style="list-style-type: none"> <li>■ monitoring of position tolerances</li> <li>■ object detection on fluctuating conveyor belts</li> <li>■ detection of minimum and maximum deviations in the process</li> <li>■ variant for step / edge detection</li> </ul>	<ul style="list-style-type: none"> <li>■ detection of gradual changes, e. g. when polishing surfaces</li> <li>■ fast and economical print mark recognition</li> </ul>	<ul style="list-style-type: none"> <li>■ detection of gradual changes, e. g. when polishing surfaces</li> <li>■ fast and economical print mark recognition</li> </ul>

# Light barriers and light sensors



	FKDR 14	FKDH 14	OC50	OC60
	<ul style="list-style-type: none"> <li>White LED diffuse contrast sensors</li> <li>Washdown design</li> </ul>	<ul style="list-style-type: none"> <li>White LED diffuse contrast sensors</li> <li>Hygienic design</li> </ul>	<ul style="list-style-type: none"> <li>RGB contrast sensor</li> <li>Intuitive adjustment</li> <li>Optional lenses for distances up to 18 mm</li> </ul>	<ul style="list-style-type: none"> <li>RGB and UV contrast sensors</li> <li>Variation with color mode</li> <li>Intuitive adjustment</li> <li>Optional lenses for distances up to 40 mm</li> </ul>
	19,6 × 51 × 34,3 mm	19,6 × 52,2 × 34,3 mm	31 × 53 × 80,1 mm	31,9 × 60,2 × 79mm
	white LED	white LED	RGB	RGB UV
	12,5 mm ±2 mm	12,5 mm ±2 mm	9 mm ±3 mm	9 mm ±3 mm 10 ... 50 mm (UV)
	< 0,05 ms	< 0,05 ms	< 0,033 ms	< 0,01 ms
	push-pull	push-pull	PNP NPN	PNP NPN 0 ... 5 VDC
	connector M12	cable 2 m flylead connector M12	connector M12	connector M12
	stainless steel	stainless steel	plastic	aluminum
	–25 ... +65 °C	–25 ... +60 °C	–10 ... +55 °C	–10 ... +55 °C
	IP 68 / IP 69K <i>proTect+</i>	IP 68 / IP 69K <i>proTect+</i>	IP 67	IP 67
	<ul style="list-style-type: none"> <li>detection of gradual changes, e. g. when polishing surfaces</li> <li>fast and economical print mark recognition</li> </ul>	<ul style="list-style-type: none"> <li>detection of gradual changes, e. g. when polishing surfaces</li> <li>fast and economical print mark recognition</li> </ul>	<ul style="list-style-type: none"> <li>detection of gradual changes, e. g. when polishing surfaces</li> <li>fast and economical print mark recognition</li> </ul>	<ul style="list-style-type: none"> <li>detection of gradual changes, e. g. when polishing surfaces</li> <li>fast and economical print mark recognition</li> </ul>

# Fiber optic sensors


## Plastic fiber optic sensors and fiber optic cables

Always close to the action – detecting tiny objects in cramped or inaccessible places

- Detection reliability in high-dynamic processes
- Quick and easy configuration by teach-in feature or potentiometer



	Plastic fiber optic	FVDK 10 (FVDK 10N51/ FVDK 10P51)	FVDK 66 Standard (FVDK 10N66/ FVDK 10P66)	FVDK 66 High Sensitivity (FVDK 10N66Z/ FVDK 10P66Z)
features	<ul style="list-style-type: none"> <li>■ Extremely varied beam geometries: spot, coaxial, focused, line</li> <li>■ Fiber optics resistant to chemicals</li> <li>■ High temperature fiber</li> <li>■ Lateral beam emission</li> </ul>	<ul style="list-style-type: none"> <li>■ Smallest fiber optic sensor</li> <li>■ Sensitivity adjustable with potentiometer</li> </ul>	<ul style="list-style-type: none"> <li>■ Sensitivity adjustable with Teach-in</li> <li>■ Minimized installation effort (master slave)</li> <li>■ Logical output linking available (Duplex version)</li> <li>■ Timer functions</li> </ul>	<ul style="list-style-type: none"> <li>■ Sensitivity adjustable with Teach-in</li> <li>■ Increased sensitivity</li> <li>■ High power mode</li> <li>■ Timer functions</li> </ul>
dimensions		10,4 × 27 × 19,5 mm	10 × 33,8 × 70,2 mm	10 × 33,8 × 70,2 mm
ranges (optical fiber dependent)				
with through beam (max.)		600 mm	1500 mm	3500 mm
with reflective (max.)		70 mm	130 mm	470 mm
response time		< 1 ms	0,25 ... 1 ms	0,25 ... 5 ms
output		NPN PNP	NPN PNP	NPN PNP
connection types		cable 2 m flylead connector M8	cable 2 m connector M8	cable 2 m connector M8
housing material		plastic (ASA)	polycarbonate / ABS	polycarbonate / ABS
operating temperature		–25 ... +55 °C	–20 ... +55 °C	20 ... +55 °C
protection class		IP 40	IP 40	IP 40
additional functions			■ external Teach-in	■ external Teach-in
specific features			■ master slave	




	OF10
	<ul style="list-style-type: none"><li>■ Intuitive OLED display</li><li>■ Programmable input configuration</li><li>■ Timer functions</li><li>■ Enhanced remote programming</li></ul>
	10 x 27,8 x 93,1 mm
	840 mm
	210 mm
	0,05 ... 16 ms
	NPN PNP
	cable 2 m connector M8
	polycarbonate
	+5 ... +55 °C
	IP 50

# Fiber optic sensors


## Glass fiber optic sensors and fiber optic cables

Always close to the action – detecting tiny objects in cramped or inaccessible places

- Robust metal housing
- Sensitivity configurable using potentiometer and Teach-in feature
- Specialized variants for long-range detection, high sensitivity and fast moving objects



	Glass fiber optic	FZAM 18	FZAM 30	FVDM 15
features	<ul style="list-style-type: none"> <li>■ Different beam geometries: spot, line</li> <li>■ Fiber optics with robust metal sheath</li> <li>■ High temperature fiber</li> <li>■ Lateral beam emission</li> </ul>	<ul style="list-style-type: none"> <li>■ Sensitivity adjustable with Teach-in or potentiometer</li> <li>■ Robust metal housing</li> </ul>	<ul style="list-style-type: none"> <li>■ Sensitivity adjustable with Teach-in or potentiometer</li> <li>■ Robust metal housing</li> <li>■ For large ranges</li> </ul>	<ul style="list-style-type: none"> <li>■ Sensitivity adjustable with potentiometer</li> <li>■ Robust metal housing</li> <li>■ Quick response and release times</li> </ul>
dimensions		M18 × 50 mm	M30 × 50 mm	15 × 60 × 45 mm
ranges (optical fiber dependent)				
with through beam (max.)		800 mm	1400 mm	500 mm
with reflective (max.)		150 mm	230 mm	240 mm
response time		< 0,5 ms / < 1 ms	< 0,25 ms / < 2,5 ms	< 0,1 ms / < 1 ms
output		NPN PNP	NPN PNP	NPN PNP
connection types		cable 2 m connector M12	cable 2 m	cable 2 m connector M12
housing material		brass nickel plated / PC	brass nickel plated	die-cast aluminum
operating temperature		–25 ... +55 °C	0 ... +65 °C	–25 ... +55 °C
protection class		IP 67	IP 65	IP 65
specific features		■ infrared	■ fast version ■ infrared	■ fast version ■ infrared



# Ultrasonic sensors

## Miniaturized ultrasonic sensors

Small and light sensors for very cramped spaces

- Highest performance in the smallest design with best-in-class blind zone at a sensing distance up to 500 mm
- Narrow sonic cone for object detection even in the smallest openings
- Optimum sensor setting to the individual application with enhanced functions and filters



	UNAM 12 URAM 12	UNCK / UNDK 09 URCK / URDK 09	UNDK 10 / URDK 10
category	miniature		
features	<ul style="list-style-type: none"> <li>■ Narrow and wide sonic beam angles</li> <li>■ Highspeed versions</li> <li>■ Versions with beam columnator</li> </ul>	<ul style="list-style-type: none"> <li>■ Versions with beam columnator</li> <li>■ Very flat housing</li> <li>■ Lateral approach accuracy &lt;1,5 mm</li> </ul>	<ul style="list-style-type: none"> <li>■ The world's smallest sensor</li> <li>■ Weights only 4 grams</li> <li>■ Narrow sonic beam angles</li> </ul>
dimensions	M12	8,6 × 82 × 24,5 mm	10,4 × 27 × 14 mm
sensing range Sd / sensor principle			
proximity switch (UNxx / xx.PAO)	5 ... 400 mm	3 ... 200 mm	10 ... 200 mm
2 point proximity switch (UZxx)			
retro-reflective sensors (URxx / xx.RAO)	0 ... 70 mm	0 ... 200 mm	0 ... 200 mm
through beam sensors (UExx)			
response time	< 1,5 mm	< 0,5 mm < 1,5 mm	< 0,5 mm < 1,5 mm
output	NPN PNP	push-pull NPN PNP	NPN PNP
connection types	connector M12	cable 2 m connector M8	cable 2 m connector M8
housing material	brass nickel plated	plastic	plastic
operating temperature	-10 ... +60 °C	0 ... +60 °C	-10 ... +60 °C
protection class	IP 67	IP 67	IP 67

UNxx / xx.PAO = proximity switch  
 URxx / xx.RAO = retro-reflective sensors  
 UZxx = 2 point proximity switch  
 UExx = through beam sensors



## Robust ultrasonic sensors with flexible parameterization

Extremely robust – U500 and UR18

- Highest process reliability due to hermetically sealed sensor element
- IO-Link functionality for flexible parameterization
- Short blind range of 20 mm with a sensing distance up to 1000 mm
- Superb quality with an affordable price tag



IO-Link



IO-Link



IO-Link

	U300	UR18	U500
category	miniature	robuste	
features	<ul style="list-style-type: none"> <li>■ Fastest threshold value detection based on extremely short response times</li> <li>■ Flexible parameterization and additional diagnostic data thanks to IO-Link</li> <li>■ Shortest blind zone of its class</li> </ul>	<ul style="list-style-type: none"> <li>■ Sensor element hermetical sealed</li> <li>■ Ideal for level application</li> <li>■ Very small blind zone</li> <li>■ Ecolab certification</li> </ul>	<ul style="list-style-type: none"> <li>■ Proven slim design</li> <li>■ Sensor element hermetical sealed</li> <li>■ Very small blind zone</li> </ul>
dimensions	12,9 x 32,2 x 23 mm	M18	15 x 45,1 x 32,2 mm
sensing range Sd / sensor principle			
proximity switch (Uxxx / xx.PAO)	15 ... 500 mm	20 ... 1000 mm	20 ... 1000 mm
2 point proximity switch (Uxxx)	15 ... 500 mm	20 ... 1000 mm	20 ... 1000 mm
retro-reflective sensors (Uxxx / xx.RAO)	0 ... 500 mm	0 ... 1000 mm	0 ... 1000 mm
through beam sensors (Uxxx)	0 ... 1000 mm	0 ... 2000 mm	0 ... 2000 mm
response time	< 0,5 ms	< 0,5 ms	< 0,5 ms
output	1 x push-pull 2 x push-pull	1 x push-pull 2 x push-pull	1 x push-pull 2 x push-pull
adjustable parameters	Switching points or switching windows for distance or counter, measuring range, sound beam, averaging, temperature compensation, output logic, switching hysteresis, input/ output logic, switch-off delay, output circuit, SSC / output assignment, LED behavior, teaching facilities		
process data	MDC: Distance, counter SSC: Distance, counter		
diagnostic data	Switching cycles, operating time, boot cycles, histograms of process data values and the operating voltage and device temperature		
connection types	connector M8, 4-Pol	connector M12, 5 pin	connector M12, 5 pin
housing material	plastic ASA	stainless steel V2A	plastic ASA
operating temperature	-25 ... +65 °C	-25 ... +65 °C	-25 ... +65 °C
protection class	IP 67	IP 69 (from front) IP 67 (from rear)	IP 67

# Ultrasonic sensors

## Ultrasonic sensors with Teach button

Undisturbed by difficult environmental conditions and varying object properties

- Cylindrical versions in M18 or M30 housings with connector or cable output
- Extremely compact, flat housing designs
- With teach-in or potentiometer
- Sensing distances up to 2000 mm



	UNAM 18	UNAM 30 UZAM 30	UNDK 20 URDK 20 UEDK 20
features	<ul style="list-style-type: none"> <li>■ Standardised installation due to M18 housing</li> <li>■ Internal and external Teach-in</li> <li>■ Cable and connector versions</li> </ul>	<ul style="list-style-type: none"> <li>■ Internal and external Teach-in</li> <li>■ Cable and connector versions</li> <li>■ Potentiometer versions</li> </ul>	<ul style="list-style-type: none"> <li>■ Flat type</li> <li>■ Internal and external Teach-in</li> <li>■ Narrow and wide sonic beam angles</li> <li>■ M8 connector</li> </ul>
dimensions	M18	M30	20 × 42 × 15 mm
sensing range Sd / sensor principle			
proximity switch (UNxx / xx.PAO)	100 ... 1000 mm	200 ... 1500 mm	10 ... 1000 mm
2 point proximity switch (UZxx)		100 ... 1000 mm	
retro-reflective sensors (URxx / xx.RAO)			0 ... 1000 mm
through beam sensors (UExx)			0 ... 1000 mm
response time	< 0,5 mm	< 0,5 mm	< 0,5 mm
output	NPN PNP	NPN PNP	NPN PNP
connection types	cable 2 m connector M12	cable 2 m connector M12	connector M8
housing material	brass nickel plated stainless steel	brass nickel plated	plastic
operating temperature	-10 ... +60 °C	-25 ... +60 °C -10 ... +60 °C	-10 ... +60 °C
protection class	IP 67	IP 67	IP 67

UNxx / xx.PAO = proximity switch  
 URxx / xx.RAO = retro-reflective sensors  
 UZxx = 2 point proximity switch  
 UExx = through beam sensors



UNDK 30 / URDK 30 UZDK 30 / UEDK 30	
	<ul style="list-style-type: none"> <li>■ Compact type</li> <li>■ Large sensing range</li> <li>■ Teach-in on the sensor</li> <li>■ Potentiometer version</li> <li>■ Narrow and wide sonic beam angles</li> </ul>
	30 × 65 × 31 mm
	30 ... 1000 mm
	30 ... 2000 mm
	0 ... 2000 mm
	0 ... 700 mm
	< 0,5 mm
	NPN PNP
	cable 2 m connector M12
	plastic / die-cast zinc
	−10 ... +60 °C
	IP 67

# Ultrasonic sensors

## Application-specific ultrasonic sensors – High-speed / Chemically robust

- Highspeed sensors with only 1.3 ms response time
- Chemical robust stainless steel sensors with patented parylene coating



	UNAM 12 High-speed	URAM 12 High-speed	UNAR 12 URAR 12	UNAR 18 URAR 18
category	High-speed sensors		Chemically robust stainless steel sensors with parylene coating	
features	<ul style="list-style-type: none"> <li>■ Fastest ultrasonic sensor</li> <li>■ External Teach-in</li> </ul>	<ul style="list-style-type: none"> <li>■ Fastest ultrasonic sensor</li> <li>■ External Teach-in</li> <li>■ Sensors with sonic nozzle for small openings</li> </ul>	<ul style="list-style-type: none"> <li>■ Miniature sensor for narrow designs</li> <li>■ Patented all-round protection</li> <li>■ FDA-compliant materials</li> <li>■ Very short response time</li> <li>■ Ecolab certification</li> </ul>	<ul style="list-style-type: none"> <li>■ M18 standard housing</li> <li>■ FDA-compliant materials</li> <li>■ Internal and external Teach-in</li> <li>■ Ecolab certification</li> </ul>
dimensions	M12	M12	M12	M18
sensing range Sd / sensor principle				
proximity switch (UNxx / xx.PAO)	0 ... 40 mm 10 ... 70 mm		30 ... 200 mm	60 ... 1000 mm
2 point proximity switch (UZxx)				
retro-reflective sensors (URxx / xx.RAO)		0 ... 40 mm 0 ... 70 mm	0 ... 200 mm	0 ... 400 mm
repeat accuracy	< 0,5 mm	< 1,5 mm	< 0,5 mm	< 0,5 mm
output	NPN PNP	NPN PNP	NPN PNP	NPN PNP
connection types	connector M12	connector M12	connector M12	connector M12
housing material	brass nickel plated	brass nickel plated	stainless steel	brass nickel plated stainless steel
operating temperature	–10 ... +60 °C	–10 ... +60 °C	0 ... +60 °C	–10 ... +60 °C
protection class	IP 67	IP 67	IP 67	IP 67

UNxx / xx.PAO = proximity switch  
 URxx / xx.RAO = retro-reflective sensors  
 UZxx = 2 point proximity switch  
 UExx = through beam sensors

## Application-specific ultrasonic sensors – Sonic nozzles / Sensing distances

- Sensors with sonic nozzle for passages up to  $\varnothing$  3 mm
- Sensors with long-range detection up to 6000 mm



	UNDK 09	UNAM / URAM 12	UNAM 50 URAM 50 UZAM 50	UNAM 70
category	with sonic nozzles		with large sensing distances	
features	<ul style="list-style-type: none"> <li>■ High resolution</li> <li>■ Minimal blind zone</li> <li>■ RS 232</li> <li>■ Various mounting options</li> <li>■ Flat housing</li> <li>■ Narrow sonic beam angle for detection in openings of up to 3 mm</li> </ul>	<ul style="list-style-type: none"> <li>■ Sonic nozzle for very narrow sonic beams</li> <li>■ External Teach-in</li> <li>■ Connector M12</li> </ul>	<ul style="list-style-type: none"> <li>■ Internal and external Teach-in</li> <li>■ Cable and connector versions</li> <li>■ Potentiometer versions</li> </ul>	<ul style="list-style-type: none"> <li>■ Internal and external Teach-in</li> <li>■ Connector M12</li> </ul>
dimensions	8,6 × 82 × 24,5 mm	M12	M30	M30
sensing range Sd / sensor principle				
proximity switch (UNxx / xx.PAO)	3 ... 200 mm	5 ... 400 mm	350 ... 2500 mm	
2 point proximity switch (UZxx)			350 ... 2500 mm	60 ... 6000 mm
retro-reflective sensors (URxx / xx.RAO)	0 ... 200 mm	0 ... 70 mm	0 ... 3000 mm	
response time	< 0,5 mm	< 0,5 mm	< 1 mm < 3 mm	< 3 mm
output	push-pull RS 232	NPN PNP	NPN PNP	NPN PNP
connection types	cable 2 m flylead connector M8	connector M12	cable 2 m connector M12	connector M12
housing material	plastic	brass nickel plated	brass nickel plated	brass nickel plated
operating temperature	0 ... +60 °C	−10 ... +60 °C	−25 ... +60 °C	−25 ... +60 °C
protection class	IP 67	IP 67	IP 67	IP 67

# Magnetic and cylinder sensors

## Magnetic proximity sensors


- Reliable and wear-free object detection
- Large sensing distances up to 60 mm
- Cylindrical and rectangular versions



	MFFM 08	MFRM 08	MFVM 08
features	<ul style="list-style-type: none"> <li>■ Acquisition of magnet location</li> <li>■ Large sensing range</li> <li>■ Object detection through container walls possible</li> </ul>	<ul style="list-style-type: none"> <li>■ Acquisition of magnet location</li> <li>■ Large sensing range</li> <li>■ Object detection through container walls possible</li> </ul>	<ul style="list-style-type: none"> <li>■ Full metall sensor</li> <li>■ Sensing distance to 60 mm</li> </ul>
dimensions	8 × 30 × 8 mm	M8	8 × 12 × 30 mm
nominal switching distance Sn typ.	to 60 mm	60 mm	60 mm
switching frequency	5 kHz	5 kHz	5 kHz
voltage supply range +Vs	10 ... 30 VDC	10 ... 30 VDC	10 ... 30 VDC
output circuit	PNP NPN	PNP NPN	PNP NPN
connection types	cable 2 m	cable 2 m	cable 2 m
housing material	brass nickel plated	stainless steel	aluminum
operating temperature	−25 ... +75 °C	−25 ... +75 °C	−25 ... +75 °C
protection class	IP 67	IP 67	IP 67

## Cylinder sensors

- Detecting stop positions of pistons in every standard cylinder with C- or T-slots
- Different versions and versatile installation accessories for maximum flexibility
- Non-contact sensing and absolutely wear-free



	MZCK 03x1011 MZCK 03x1012	MZTK 06x1011 MZTK 06x1012 MZTK 06x1013
features	<ul style="list-style-type: none"> <li>■ For C slot cylinders</li> <li>■ Oil- and salt water climate resistant</li> </ul>	<ul style="list-style-type: none"> <li>■ For T slot cylinders</li> <li>■ Oil- and salt water climate resistant</li> </ul>
dimensions	3,7 × 23 × 4,6 mm 3,7 × 11 × 19,5 mm	6,2 × 31 × 4,3 mm 6,5 × 21 × 9,4 mm 6,2 × 31,5 × 4,5 mm
nominal operation point / assured sensing distance Sa max.	4 mT	4 mT 2 mT (MZTK 06x1012)
switching frequency	200 kHz	200 kHz
voltage supply range +Vs	6 ... 30 VDC	6 ... 30 VDC
output circuit	PNP NPN	PNP NPN
connection types	cable 2,5 m flylead connector M8	cable 2,5 m flylead connector M8
housing material	PA 66	PA 66
operating temperature	−40 ... +70 °C	−40 ... +70 °C
protection class	IP 67	IP 67

# Magnetic and cylinder sensors

Cylindrical and rectangular design.  
Angular range 270...360°.

- Linearized analog output signals
- Resolution 0.09°
- Absolute sensing



	MDRM 18	MDRM 18	MDFM 20	MDFM 20
features	<ul style="list-style-type: none"> <li>■ Linear angular range 270°</li> <li>■ Output signal 4...20 mA</li> </ul>	<ul style="list-style-type: none"> <li>■ Linear angular range 360°</li> <li>■ Output signal 0...4.3 VDC</li> </ul>	<ul style="list-style-type: none"> <li>■ Linear angular range 270°</li> <li>■ Output signal 4...20 mA</li> <li>■ Resolution 0.09°</li> </ul>	<ul style="list-style-type: none"> <li>■ Linear angular range 360°</li> <li>■ Output signal 0...4.3 VDC</li> <li>■ Resolution 0.09°</li> </ul>
dimensions (sensor head)	M18 x 1 (cylindrical threaded)		20 x 30 x 8 mm (rectangular)	
angular range	270° linear	360° linear	270° linear	360° linear
resolution	0,09°			
working distance max.	5 mm (with magnet rotor MSFS)			
output circuit	current output	voltage output	current output	voltage output
output signal	4...20 mA	0...4,3 VDC	4...20 mA	0...4,3 VDC
response time	<4 ms			
connection	cable 2 m mating connector M12		cable 2 m mating connector M8	
voltage supply	15...30 VDC	4,7...7,5 VDC	15...30 VDC	4,7...7,5 VDC
operating temperature	-40...+85 °C			
protection	IP 67			

## Functional principle

The heart of a magnetic angle sensor is the integrated dual differential Hall element which builds an electrical parameter related to the flux direction of an exterior magnetic field. This magnetic field rotating about the element's center axis generates two sinusoids shifted by 90° which are utilized to detect the rotation angle for output as an absolute value. The integrated electronics evaluates the sinusoids into a linear voltage or current signal. The absolute detection principle ensures output of the correct rotation angle even after power failure.



## Size up to 12 mm. Incremental.

- Scanning of gear wheels from module 1
- High switching frequency up to 15 kHz
- For dirty, humid and oily environments
- Wide temperature range up to +120 °C

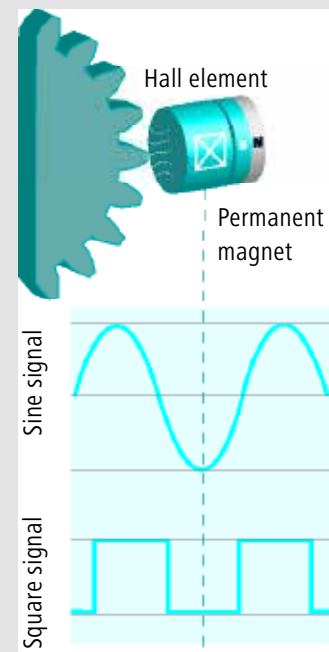


	MHRM 12 - 1 channel	MHRM 12 - 2 channels
features	<ul style="list-style-type: none"> <li>■ Cylindrical design M12</li> <li>■ 1-channel push-pull output</li> <li>■ High switching frequency</li> <li>■ Large temperature range</li> </ul>	<ul style="list-style-type: none"> <li>■ Cylindrical design M12</li> <li>■ 2-channel push-pull output</li> <li>■ Detection of speed and rotational direction</li> <li>■ High protection class and pressure resistance</li> <li>■ Wide temperature range up to +120 °C</li> </ul>
dimensions (sensor head)	M12 x 1 (cylindrical threaded)	
housing length	50 mm, 60 mm	60 mm
switching frequency	0...15 kHz	
gear size	from modul 1	
gear width	>6 mm	
working distance max	0.7 mm (module 1) 2.4 mm (module 3)	
output signal A	push-pull	push-pull
output signal B	—	push-pull
connection	cable, connector	cable
housing material	brass nickel plated	chrome-nickel steel
operating temperature	-40...+85 °C	
protection (sensing face)	IP 67	IP 68
protection (sensor)	IP 67	

## Functional principle

Hall sensors operate on a current-carrying semiconductor which is biased by a permanent magnet installed behind. This magnetic field being penetrated by a ferromagnetic object

causes the semiconductor to change voltage, which is transformed by the integrated electronics into an amplified square signal.



## Robust speed measurement

Hall sensors operate on non-contact sensing of ferromagnetic objects. Thanks to very high switching frequencies they are even capable of detecting the teeth at fast rotating gears. Space-saving and extremely robust, they provide eased speed feedback.

# Edge measurement and detection

## Edge measurement and detection

Our experts for precise object edge positions

- Web edge detection irrespective of color or surface
- Edge detection with wide measuring field
- Edge measurement even of transparent objects with large measuring range up to 1400 mm



	ZADM 023	ZADM 023	ParCon ZADM 034	ParCon ZADM 034
category	edge detection with wide measuring field	edge detection with wide measuring field	measurements of edge positions and object widths	measurements of edge positions and object widths
features	<ul style="list-style-type: none"> <li>■ Control of textile, plastic or paper edges</li> <li>■ Capable of detecting transparent objects and foils</li> </ul>	<ul style="list-style-type: none"> <li>■ Control of textile, plastic or paper edges</li> <li>■ Extremely large measuring field up to 875 mm in width</li> <li>■ Capable of detecting transparent objects and foils</li> </ul>	<ul style="list-style-type: none"> <li>■ Measuring mode: edges, width</li> <li>■ Broad and parallel light beam</li> <li>■ High measuring frequency</li> </ul>	<ul style="list-style-type: none"> <li>■ Measuring mode: edges, width, sum of all dark areas</li> <li>■ Broad and parallel light beam</li> <li>■ High measuring frequency</li> </ul>
dimensions	23 × 50 × 50 mm	23 × 50 × 50 mm	34 × 67 × 16,5 mm	34 × 67 × 16,5 mm
sensor principle	Line sensor	Line sensor	Line sensor	Line sensor
light source	pulsed infrared diode			
measuring range Sd	50 mm 200 mm 500 mm	60 ... 1400 mm	0 ... 40 mm	0 ... 200 mm
measuring field size	30 mm 150 mm 350 mm	400 ... 875 mm	24 mm	22 mm
resolution	< 0,15 mm	< 2 mm	< 0,05 mm	< 0,1 mm (S = 0 ... 150 mm) < 0,2 mm (S = 150 ... 200 mm)
output circuit	PNP NPN	RS485 PNP NPN	analog	analog
output signal	4 ... 20 mA	4 ... 20 mA	4 ... 20 mA	4 ... 20 mA
measuring frequency	> 500 Hz	> 500 Hz	> 1600 Hz	> 1100 Hz
connection types	connector M12 8 pin rotatable	connector M12 8 pin rotatable	connector M8 4 pin	connector M8 4 pin
housing material	die-cast zinc	die-cast zinc	aluminum	aluminum
operating temperature	0 ... +55 °C	0 ... +55 °C	0 ... +55 °C	0 ... +55 °C
protection class	IP 67	IP 67	IP 67	IP 67

# Edge measurement and detection



ParCon ZADM 034	
	measurements of edge positions and object widths
	<ul style="list-style-type: none"> <li>■ Switching version</li> <li>■ Detection of small objects</li> <li>■ Measuring range up to <math>24 \times 40</math> mm</li> </ul>
	$34 \times 67 \times 16,5$ mm
	Line sensor
	0 ... 40 mm
	24 mm
	< 0,1 mm
	PNP
	4 ... 20 mA
	> 4000 Hz
	connector M8 4 pin
	aluminum
	0 ... +55 °C
	IP 67

# Edge measurement and detection

## Edge measurement and detection

### SCATEC – Edge measurement

- Reliable copy counting in the lap stream – up to 3 million copies per hour
- Single package detection at seamless product conveyance
- Single sheet detection from an edge thickness of 0.1 mm



	SCATEC-J	SCATEC-2	SCATEC-10	SCATEC-15
category	entry-level model edge thickness up 1,5 mm	standard edge thickness up 0,2 mm	precision class edge thickness up 0,1 mm	precision class edge thickness up 0,15 mm
dimensions	33 × 110 × 50 mm	33 × 110 × 50 mm	30 × 170 × 70 mm	30 × 170 × 70 mm
measuring distance	0 ... 55 mm	0 ... 120 mm	0 ... 90 mm	0 ... 120 mm
sensibility	single sheet/edge thickness 1,5 mm	single sheet/edge thickness 0,2 mm	single sheet/edge thickness 0,1 mm	single sheet/edge thickness 0,15 mm
counting rate	280'000 copies/h	600'000 copies/h	3'000'000 copies/h	3'000'000 copies/h
false pulse suppression		on/off switchable	4 program options	4 program options
connection types	connector M12	connector M12	DIN 45322 (main connector) DIN 45326 (interface)	DIN 45322 (main connector) DIN 45326 (interface)
housing material	PA 6	PA 6	die-cast zinc	die-cast zinc
operating temperature	0 ... +50 °C	0 ... +50 °C	0 ... +50 °C	0 ... +50 °C
protection class	IP 54	IP 54	IP 54	IP 54
specific features		<ul style="list-style-type: none"> <li>■ SCATEC-2 Box for counting of individual packages (in transport clamps)</li> <li>■ Counting of double copies</li> </ul>		



# Precision mechanical switches

## Precision mechanical switches MY-COM®

Micrometer precision – 70 times more accurate than a hair is thick

- Repeat accuracy of 1 micrometer – the most accurate mechanical limit switch in the world
- Compact design for very confined installation environment
- Mechanical (NC) and electrical (NO) output circuit



	MY-COM A	MY-COM B	MY-COM C	MY-COM D
features	<ul style="list-style-type: none"> <li>■ Conical housing front</li> <li>■ M8 fine pitch thread</li> </ul>	<ul style="list-style-type: none"> <li>■ Brass housing</li> <li>■ Flat housing front</li> <li>■ M8 fine pitch thread</li> </ul>	<ul style="list-style-type: none"> <li>■ Flat brass housing</li> <li>■ 2-hole mounting</li> </ul>	<ul style="list-style-type: none"> <li>■ Robust burnished brass housing</li> <li>■ Spherical metal tip</li> <li>■ Protection class IP 67</li> <li>■ Lateral approach possible to 30°</li> </ul>
all mechanical	■	■	■	■
with amplifier				
for lateral approach				■
rugged IP 67				■
dimensions	M8 × 0,5	M8 × 0,5	8 × 12 × 30 mm	M16 × 0,5
repeat accuracy	< 1 µm	< 1 µm	< 1 µm	< 1 µm
output	NC (mechanical)	NC (mechanical)	NC (mechanical)	NC (mechanical) NO (PNP/NPN)
connection types	cable 0,8 m connector M8	cable 0,8 m connector S30	cable 0,8 m connector M8	cable 0,8 m connector M8
activating pin	zirconium oxide ZrO2	zirconium oxide ZrO2	zirconium oxide ZrO2	hardened steel
housing material	brass nickel plated	brass nickel plated	brass nickel plated	burnished brass
operating temperature	–20 ... +75 °C	–20 ... +75 °C	–20 ... +75 °C	–20 ... +75 °C
protection class	IP 50	IP 50	IP 50	IP 67

# Precision mechanical switches



	MY-COM E	MY-COM F MY-COM G	MY-COM H MY-COM L	MY-COM M
	<ul style="list-style-type: none"> <li>■ Brass housing</li> <li>■ M6 fine pitch thread</li> <li>■ Spherical hard metal tip</li> <li>■ Lateral approach possible to 30°</li> </ul>	<ul style="list-style-type: none"> <li>■ Brass housing</li> <li>■ Long M8 fine pitch thread</li> </ul>	<ul style="list-style-type: none"> <li>■ Brass housing</li> <li>■ M8 fine pitch thread</li> <li>■ Spherical ruby tip</li> <li>■ Protection class IP 67</li> </ul>	<ul style="list-style-type: none"> <li>■ Brass housing</li> <li>■ M8 fine pitch thread</li> <li>■ Protection class IP 67</li> </ul>
	■	F	H	■
	■	G	L	■
	■			
			■	■
	M6 × 0,5	M8 × 0,5	M8 × 0,5	M8 × 0,5
	< 1 µm	< 1 µm	< 1 µm	< 1 µm
	NC (mechanical) NO (PNP/NPN)	NC (mechanical) NO (PNP/NPN)	NC (mechanical) NO (PNP/NPN)	NC (mechanical) NO (PNP/NPN)
	cable 0,8 m	cable 0,8 m connector M8	cable 0,8 m connector M8	cable 0,8 m connector M8
	hardened steel	zirconium oxide ZrO2	ruby	zirconium oxide ZrO2
	brass nickel plated	brass nickel plated	brass nickel plated	brass nickel plated
	-20 ... +75 °C	-20 ... +75 °C	-20 ... +75 °C	-20 ... +75 °C
	IP 50	IP 50	IP 67	IP 67





# Distance measurement

Sensors for detecting distances and distance information from the  $\mu\text{m}$  range to over 60 m.



## Distance measurement

### Laser distance sensors

Minature sensors	66
High performance sensors	67
Sensors for long measuring range and standard sensors	68
Sensors in hygienic and washdown design	69

### Radar sensors

Radar sensors	70
---------------	----

### Ultrasonic distance sensors

Minature sensors	72
Robust distance sensors with flexible parameterization	73
Ultrasonic sensors with Teach button	74
Chemically robust sensors / for off-highway machinery	75
With sonic nozzles / long ranges	76

### Inductive distance sensors – AlphaProx®

Cylindrical housings	78
Rectangular housings	80
Linearized characteristic curve	82
Sensors with reduction factor 1	83
High-precision and high-sensitivity sensors	84
Robust sensors / Designed for Reliability	85
Sensors with IO-Link interface	86

### Linear magnetisc encoders

Dimension	88
-----------	----

### Measuring wheel encoders

Measuring wheels	90
------------------	----

### Cable transducers

Absolute cable transducers	92
----------------------------	----

## Accessories

Cables & adapters	94
Parameterization & IO-Link Master	95
Mounting accessories & reflectors	96
Beam columnators & magnets	97

# Laser distance sensors

## Laser distance sensors

Precise distance, spacing and position measurements

- Best-in-class measurement performance for greater system availability
- Intuitive operating concept ensures shorter application development
- On-the-fly parameterization and additional data about all available digital interfaces



IO-Link



IO-Link



IO-Link




IO-Link



IO-Link

	O500.DI / DP	O300.DI / DP / DL	FADK 14 LED distanz sensor	OM20	OM30
category	standard sensors			performance sensors - miniature	
features	<ul style="list-style-type: none"> <li>■ Distance measurement value via IO-Link</li> <li>■ Switching output</li> <li>■ Red light, infrared LED</li> </ul>	<ul style="list-style-type: none"> <li>■ Distance measurement value via IO-Link in a miniature housing</li> <li>■ Switching output</li> <li>■ PinPoint LED, infrared LED or laser</li> </ul>	<ul style="list-style-type: none"> <li>■ Compact housing</li> <li>■ LED light source</li> </ul>	<ul style="list-style-type: none"> <li>■ Measurement speed up to 5 kHz</li> <li>■ Laser-point variations</li> <li>■ Laser class 1</li> <li>■ Easy integration via IO-Link or RS485 with Modbus RTU protocol</li> </ul>	<ul style="list-style-type: none"> <li>■ Measurement speed up to 5 kHz</li> <li>■ Laser-point variations &amp; Laser-line variations</li> <li>■ Laser class 2</li> <li>■ Easy integration via IO-Link or RS485 with Modbus RTU protocol</li> </ul>
dimensions	18 × 45 × 32 mm	12,9 × 32,3 × 23 mm	14,8 × 43 × 31 mm	34,5 × 37 × 13 mm	40,3 × 49 × 13,6 mm
measuring distance	60 ... 550 mm	30 ... 300 mm (Infrared, PinPoint) 30 ... 250 mm (Laser)	50 ... 400 mm	16 ... 120 mm	50 ... 550 mm
linearity error	> ±5,9 MR	> ±5,7% MR	±1,15% MR	> ±0,08% MR	> ±0,08% MR
response time	< 0,49 ms	< 0,25 ms	< 3 ms	0,4 ms	0,4 ms
output signal	push-pull / IO-Link	push-pull / IO-Link	4 ... 20 mA 0 ... 10 V IO-Link	4 ... 20 mA / 2 ... 10 mA 0 ... 10 V / 0 ... 5 V IO-Link RS485	4 ... 20 mA / 2 ... 10 mA 0 ... 10 V / 0 ... 5 V IO-Link RS485
connection types	cable 2 m connector M12	cable 2 m connector M8	cable 2 m connector M12	connector M8 4-pin	connector M8 4-pin
housing material	plastic (ASA, PMMA)	plastic (ASA, PMMA)	plastic (ASA, MABS)	die-cast zinc	die-cast zinc
operating temperature	-25 ... +60 °C	-25 ... +60 °C -10 ... +60 °C (laser)	0 ... +50 °C	-10 ... +50 °C	-10 ... +50 °C
protection class	IP 67	IP 67	IP 67	IP 67	IP 67
specific features	<ul style="list-style-type: none"> <li>■ cost-effective solution for simpler measuring tasks</li> </ul>	<ul style="list-style-type: none"> <li>■ cost-effective solution for simpler measuring tasks</li> </ul>	<ul style="list-style-type: none"> <li>■ cost-effective solution for simpler measuring tasks</li> </ul>	<ul style="list-style-type: none"> <li>■ Automatic adjustment of exposure time for precise measurements on changing materials</li> <li>■ High immunity to ambient light for reliable measurements</li> <li>■ Point beam shape for a precise measurement</li> </ul>	<ul style="list-style-type: none"> <li>■ Automatic adjustment of exposure time for precise measurements on changing materials</li> <li>■ High immunity to ambient light for reliable measurements</li> <li>■ Line beam shape for particularly robust measurement results on structured surfaces</li> </ul>

# Laser distance sensors



	OM70 Very high measuring accuracy	OM70 Large measuring distances	OM70 Tolerance measurement	OM70 Ethernet Very high measuring accuracy	OM70 Ethernet Large measuring distances
	high performance sensors				
	<ul style="list-style-type: none"> <li>Selectable focus ranges</li> <li>Resolutions up to 0,7 <math>\mu\text{m}</math></li> <li>Maximum measuring distances up to 250 mm</li> <li>Linearity deviations <math>\pm 0,06\%</math></li> </ul>	<ul style="list-style-type: none"> <li>Selectable focus ranges</li> <li>Resolutions up to 1,4 <math>\mu\text{m}</math></li> <li>Maximum measuring distances up to 1500 mm</li> </ul>	<ul style="list-style-type: none"> <li>Selectable focus ranges</li> <li>Resolutions up to 0,7 <math>\mu\text{m}</math></li> <li>Maximum measuring distances up to 250 mm</li> <li>Linearity deviations <math>\pm 0,06\%</math></li> </ul>	<ul style="list-style-type: none"> <li>Configurable via web interface</li> <li>Selectable focus ranges</li> <li>Resolution up to 0.7 <math>\mu\text{m}</math></li> <li>Max. measuring distance up to 250 mm</li> <li>Ethernet interface, OPC UA, Modbus TCP and Profinet</li> </ul>	<ul style="list-style-type: none"> <li>Configurable via web interface</li> <li>Selectable focus ranges</li> <li>Resolution up to 0.7 <math>\mu\text{m}</math></li> <li>Max. measuring distance up to 250 mm</li> <li>Ethernet interface, OPC UA, Modbus TCP and Profinet</li> </ul>
	26 x 74 x 55 mm	26 x 74 x 55 mm	26 x 74 x 55 mm	26 x 74 x 55 mm	26 x 74 x 55 mm
	30 ... 250 mm	100 ... 1500 mm	30 ... 250 mm	30 ... 250 mm	100 ... 1500 mm
	> $\pm 0,06\%$ MR	> $\pm 0,12\%$ MR	> $\pm 0,06\%$ MR	> $\pm 0,06\%$ MR	> $\pm 0,12\%$ MR
	< 0,8 ms	< 0,8 ms	< 6 ms	< 0,8 ms	< 0,8 ms
	4 ... 20 mA 0 ... 10 V RS485	4 ... 20 mA 0 ... 10 V RS485	4 ... 20 mA 0 ... 10 V RS485	2 ... 10 mA 4 ... 20 mA 0 ... 5 V 0 ... 10 V Ethernet TCP/IP	2 ... 10 mA 4 ... 20 mA 0 ... 5 V 0 ... 10 V Ethernet TCP/IP
	connector M12	connector M12	connector M12	connector M12 connector M8	connector M12 connector M8
	aluminum	aluminum	aluminum	aluminum	aluminum
	-10 ... +50 °C	-10 ... +50 °C	-10 ... +50 °C	-10 ... +50 °C	-10 ... +50 °C
	IP 67	IP 67	IP 67	IP 67	IP 67
	<ul style="list-style-type: none"> <li>selectable filtering</li> <li>configurable, digital switching output with adjustable hysteresis in millimeters</li> <li>various trigger modes, touch display</li> <li>changeover between current or voltage output 3 memory slots for parameter settings</li> </ul>	<ul style="list-style-type: none"> <li>selectable filtering</li> <li>configurable, digital switching output with adjustable hysteresis in millimeters</li> <li>various trigger modes, touch display</li> <li>changeover between current or voltage output 3 memory slots for parameter settings</li> </ul>	<ul style="list-style-type: none"> <li>selectable filtering</li> <li>configurable, digital switching output with adjustable hysteresis in millimeters</li> <li>various trigger modes, touch display</li> <li>changeover between current or voltage output 3 memory slots for parameter settings</li> </ul>	<ul style="list-style-type: none"> <li>Beyond the Standard: Connectivity</li> <li>Easy system integration thanks to standardized interfaces</li> <li>Flexible parameterization via web interface</li> <li>Precise measurement of structured and smallest objects thanks to line and spot beam shapes</li> </ul>	<ul style="list-style-type: none"> <li>Beyond the Standard: Connectivity</li> <li>Easy system integration thanks to standardized interfaces</li> <li>Flexible parameterization via web interface</li> <li>Precise measurement of structured and smallest objects thanks to line and spot beam shapes</li> </ul>

# Laser distance sensors

## Laser distance sensors

Distance, spacing and position measurements for challenging requirements

- Large selection of performance classes, sizes, and beam shapes
- Reliable distance measurement even in rough ambient conditions
- Very large range with the help of the time-of-flight measurement principle



	OADM 20	OADM 20	OADM 21	OADM 250	OADM 250
category	performance sensors			long range sensors	
features	<ul style="list-style-type: none"> <li>■ High vibration resistance</li> <li>■ Different measuring ranges teachable</li> <li>■ High measuring rates</li> </ul>	<ul style="list-style-type: none"> <li>■ Extremely high mechanical robustness</li> <li>■ Increased ambient light immunity 100K lux</li> <li>■ Suitable for outdoor applications</li> </ul>	<ul style="list-style-type: none"> <li>■ High resolution at large measuring distance</li> <li>■ Adjustable measuring range</li> </ul>	<ul style="list-style-type: none"> <li>■ High resolution</li> <li>■ Measurement up to 4 m independent of colors</li> <li>■ Alarm output</li> <li>■ Adjustable measuring range</li> </ul>	<ul style="list-style-type: none"> <li>■ High resolution</li> <li>■ Measurement up to 4 m independent of colors</li> <li>■ Alarm output</li> <li>■ Adjustable measuring range</li> </ul>
dimensions	20,6 × 65 × 50 mm	20,6 × 65 × 50 mm	20,4 × 135 × 45 mm	25,4 × 66 × 51 mm	25,4 × 66 × 51 mm
measuring distance	30 ... 1000 mm	50 ... 1000 mm	100 ... 1000 mm	0,5 ... 4 m	0,5 ... 4 m
linearity error	> ±0,2% MR	> ±0,2% MR	> ±0,2% MR	> ±0,4% MR	> ±0,12% MR
resolution	≥ 4 µm	≥ 10 µm	≥ 10 µm	≥ 1,3 mm	≥ 1,3 mm
response time	< 0,9 ms	< 2,5 ms	< 5 ms	< 10 ms	< 10 ms
output	4 ... 20 mA 0 ... 10 V RS 485	4 ... 20 mA 0 ... 10 V	4 ... 20 mA 0 ... 10 V	4 ... 20 mA 0 ... 10 V	4 ... 20 mA 0 ... 10 V
connection types	connector M12	connector 2 m	connector M12	connector M12	connector M12
housing material	die-cast zinc	die-cast zinc	aluminum	aluminum	aluminum
operating temperature	0 ... +50 °C	0 ... +50 °C	0 ... +50 °C	-25 ... +50 °C	-25 ... +50 °C
protection class	IP 67	IP 67	IP 67	IP 67	IP 67
specific features	<ul style="list-style-type: none"> <li>■ alarm output to signalize any incorrect measuring operation or out-of-range object</li> <li>■ input for synchronizing measurements</li> <li>■ laser diode can be switched on/off</li> </ul>	<ul style="list-style-type: none"> <li>■ missing measurement signals or incorrect measurements are suppressed</li> </ul>	<ul style="list-style-type: none"> <li>■ alarm output to signalize any incorrect measuring operation or out-of-range object</li> <li>■ input for synchronizing measurements</li> <li>■ laser diode can be switched on/off</li> </ul>	<ul style="list-style-type: none"> <li>■ alarm output to signalize any incorrect measuring operation or out-of-range object</li> </ul>	<ul style="list-style-type: none"> <li>■ alarm output to signalize any incorrect measuring operation or out-of-range object</li> </ul>

## Robust stainless steel distance sensors

Sensors in hygienic and washdown design

- Stainless steel housing V4A
- *proTect+*® sealing concept
- Ecolab-tested and -certified
- EHEDG-compliant hygienic design resp. FDA-compliant washdown design



IO-Link



IO-Link



	FADR 14	FADH 14	OADR 20
category	■ robust stainless steel distance sensors		
features	<ul style="list-style-type: none"> <li>■ Washdown design</li> <li>■ Adjustable measuring range</li> <li>■ Point source LED</li> </ul>	<ul style="list-style-type: none"> <li>■ Hygienic design</li> <li>■ Adjustable measuring range</li> <li>■ Point source LED</li> </ul>	<ul style="list-style-type: none"> <li>■ Washdown design</li> <li>■ Adjustable measuring range</li> <li>■ Laser beam</li> <li>■ Laser Point / Laser line</li> <li>■ Vibration-resistant</li> </ul>
dimensions	19,6 × 62,4 × 33,8 mm	19,6 × 99,5 × 33,6 mm	20,3 × 65 × 50 mm
measuring distance	50 ... 400 mm	50 ... 400 mm	30 ... 600 mm
linearity error	±1,15% MR	±1,15% MR	> ±0,2% MR
resolution	0,1 mm	0,1 mm	5 µm
response time	< 3 ms	< 3 ms	< 0,9 ms
output signal	4 ... 20 mA 0 ... 10 V	4 ... 20 mA 0 ... 10 V	4 ... 20 mA 0 ... 10 V
connection types	connector M12	cable 2 m flylead connector M12	connector M12
housing material	stainless steel 1.4404 (V4A)	stainless steel 1.4404 (V4A)	stainless steel 1.4404 (V4A)
operating temperature	0 ... +50 °C	0 ... +50 °C	0 ... +50 °C
protection class	IP 68 / IP 69K & <i>proTect+</i>	IP 68 / IP 69K & <i>proTect+</i>	IP 68 / IP 69K & <i>proTect+</i>
specific features	<ul style="list-style-type: none"> <li>■ alarm output to signalize any incorrect measuring operation or out-of-range object</li> <li>■ service status indicator when soiled</li> </ul>	<ul style="list-style-type: none"> <li>■ alarm output to signalize any incorrect measuring operation or out-of-range object</li> <li>■ service status indicator when soiled</li> </ul>	<ul style="list-style-type: none"> <li>■ alarm output to signalize any incorrect measuring operation or out-of-range object</li> <li>■ input for synchronizing measurements</li> <li>■ laser diode can be switched on/off</li> </ul>

# Radar sensors

## Radar distance measuring sensors

Reliable measurements in the most extreme environments

- Smallest radar sensor with a very narrow beam cone and a measurement range up to 60 m
- Quick measurement (ms) also of moving objects
- Simple and precise adjustment to application requirements via IO-Link
- Available and approved in Europe and the USA



IO-Link



IO-Link



IO-Link

	RR30.DAF0 (122 GHz)	RR30.DAJ2 (122 GHz)	RR30.DA00 (122 GHz)
features	<ul style="list-style-type: none"> <li>■ Smallest radar sensor with a very narrow beam cone and a measurement range up to 60 m</li> <li>■ Simple and precise adjustment to application requirements via IO-Link</li> <li>■ Stable measuring signal, even in adverse ambient conditions and with soiled sensor cap (IP68/IP69K and <i>proTect+</i>)</li> <li>■ Analog output and IO-Link</li> </ul>		
dimensions	M30 × 97 mm	M30 × 107 mm	M30 × 107 mm
measuring distance	0,2 ... 6 m (8,5 m with IO-Link)	0,3 ... 12 m (18 m with IO-Link)	0,5 ... 60 m (80 m with IO-Link)
Opening angle	12°	6°	6°
response time	< 2 mm	< 1 mm	< 1 mm
output	IO-Link 0 ... 10 V / 10 ... 0 V + push-pull	IO-Link 0 ... 10 V / 10 ... 0 V + push-pull	IO-Link 0 ... 10 V / 10 ... 0 V + push-pull
adjustable parameters	Measuring range, preset profiles, signal sensitivity, signal selection, switching points or switching window for distance or counter, switching hysteresis, output logic, various filters, other IO-LINK-specific functions and secondary data		
connection types	connector M12	connector M12	connector M12
housing material	stainless steel 1.4404 (V4A)	stainless steel 1.4404 (V4A)	stainless steel 1.4404 (V4A)
operating temperature	−40 ... +65 °C	−40 ... +65 °C	−40 ... +65 °C
protection class	IP 68/IP 69K & <i>proTect+</i>	IP 68/IP 69K & <i>proTect+</i>	IP 68/IP 69K & <i>proTect+</i>



# Ultrasonic distance sensors

## Miniaturized ultrasonic distance sensors

Fast design-in – highest performance with the most compact design

- Best-in-class blind zone with a measurement range up to 500 mm
- Optimum sensor setting to the individual application with enhanced functions and filters
- Efficient integration and additional data via the IO-Link interface
- Large selection of cylindrical and rectangular block designs



	UNAM 12	UNDK 09 UNCK 09	UNDK 10
category	miniature		
features	<ul style="list-style-type: none"> <li>■ Narrow and wide sonic beam angles</li> <li>■ External Teach-in</li> <li>■ M12 connector</li> </ul>	<ul style="list-style-type: none"> <li>■ High resolution</li> <li>■ Minimal blind zone</li> <li>■ RS 232</li> <li>■ Various mounting options</li> <li>■ Flat housing</li> <li>■ Narrow sonic beam angle for detection in openings of up to 3 mm</li> </ul>	<ul style="list-style-type: none"> <li>■ Smallest ultrasonic sensor</li> <li>■ Internal and external Teach-in</li> <li>■ Very low weight: 4 g</li> <li>■ Narrow sonic beam angle</li> <li>■ Cable and flylead connector versions</li> </ul>
dimensions	M12	8,6 × 48,8 × 57,5 mm	10,4 × 27 × 14 mm
measuring distance	20 ... 400 mm	3 ... 200 mm	20 ... 200 mm
response time	< 10 ms	< 7 ms	< 15 ms
resolution	< 0,5 mm	< 0,1 mm	< 0,3 mm
repeat accuracy	< 0,5 mm	< 0,5 mm	< 0,5 mm
output	0 ... 10 mA / 10 ... 0 mA 0 ... 10 V / 10 ... 0 V	0 ... 10 V / 10 ... 0 V RS 232	0 ... 10 V / 10 ... 0 V
connection types	connector M12	cable 2 m flylead connector M8	cable 2 m connector M8 flylead connector M8
housing material	brass nickel plated	plastic	plastic
operating temperature	-10 ... +60 °C	0 ... +60 °C	-10 ... +60 °C
protection class	IP 67	IP 67	IP 67
specific features	<ul style="list-style-type: none"> <li>■ with or w/o sonic nozzles</li> </ul>	<ul style="list-style-type: none"> <li>■ with or w/o sonic nozzles</li> <li>■ cascable in 9 mm grid</li> </ul>	<ul style="list-style-type: none"> <li>■ wide range of accessories and installation options</li> </ul>



## Robust ultrasonic distance sensors with flexible parameterization

Extremely resistant and flexible parameterization for any application

- Highest process reliability due to hermetically sealed sensor element
- IO-Link functionality for flexible parameterization
- Short blind zone of 20 mm with a sensing distance up to 1000 mm
- Highest quality with high economic efficiency



IO-Link



IO-Link



IO-Link

	U300	UR18	U500
category	miniature	robuste	
features	<ul style="list-style-type: none"><li>■ Best measurement performance based on the most precise measurement principle</li><li>■ Parallel output signal to the IO-Link channel via Dual Channel</li><li>■ Flexible parameterization and additional diagnostic data thanks to IO-Link</li><li>■ Shortest blind zone in its class</li></ul>	<ul style="list-style-type: none"><li>■ IO-Link interface</li><li>■ Robust sensor element</li><li>■ Push-pull measurement signal due to IO-Link</li></ul>	
dimensions	12,9 x 32,2 x 23 mm	M18	15 × 45,1 × 32,2 mm
measuring distance	15 ... 500 mm	20 ... 1000 mm	20 ... 1000 mm
response time	16 ms	< 40 ms	< 40 ms
resolution	< 0,3 mm	< 0,3 mm	< 0,3 mm
repeat accuracy	< 0,5 mm	< 0,5 mm	< 0,5 mm
output	0 ... 10 V / 10 ... 0 V + push-pull	4 ... 20 mA / 20 ... 4 mA + push-pull 0 ... 10 V / 10 ... 0 V + push-pull	
adjustable parameters	Switching points or switching windows for distance or counter, measuring range, sound beam, averaging, temperature compensation, output logic, switching hysteresis, input/ output logic, switch-off delay, output circuit, SSC / output assignment, LED behavior, teaching facilities		
process data	MDC: Distance, counter SSC: Distance, counter		
diagnostic data	Switching cycles, operating time, boot cycles, histograms of process data values and the operating voltage and device temperature		
connection types	connector M8, 4 pin	connector M12, 5 pin	connector M12, 5 pin
housing material	plastic ASA	stainless steel V2A	plastic ASA
operating temperature	−25 ... +65 °C	−25 ... +65 °C	−25 ... +65 °C
protection class	IP 67	IP 69	IP 67

# Ultrasonic distance sensors

## Ultrasonic distance sensors with teach button

Unimpressed by difficult environmental conditions and varying object properties

- Cylindrical versions in M18 or M30 housings with connector or cable output
- Extremely compact, flat housing designs
- With teach-in or potentiometer
- Sensing distances up to 2000 mm



	UNAM 18	UNAM 30	UNDK 20	UNDK 30
category	standard	standard	standard	standard
features	<ul style="list-style-type: none"> <li>■ Internal and external Teach-in</li> <li>■ M12 connector</li> </ul>	<ul style="list-style-type: none"> <li>■ Internal and external Teach-in</li> <li>■ Cable and connector versions</li> <li>■ Potentiometer versions</li> </ul>	<ul style="list-style-type: none"> <li>■ Flat type</li> <li>■ Internal and external Teach-in</li> <li>■ Narrow and wide sonic beam angles</li> <li>■ M8 connector</li> </ul>	<ul style="list-style-type: none"> <li>■ Compact design</li> <li>■ Large sensing range</li> <li>■ Internal Teach-in</li> <li>■ Potentiometer version</li> <li>■ Narrow and wide sonic beam angles</li> <li>■ Cable and connector versions</li> </ul>
dimensions	M18	M30	20 × 42 × 15 mm	30 × 65 × 31 mm
measuring distance	100 ... 1000 mm	100 ... 1000 mm	20 ... 1000 mm	30 ... 2000 mm
response time	< 10 ms	< 100 ms	< 10 ms	
resolution	< 0,3 mm	< 0,3 mm	< 0,3 mm	< 0,3 mm
response time	< 0,5 mm	< 0,5 mm	< 0,5 mm	< 1 mm
output	4 ... 20 mA / 20 ... 4 mA 0 ... 10 V / 10 ... 0 V	4 ... 20 mA / 20 ... 4 mA 0 ... 10 V / 10 ... 0 V	4 ... 20 mA / 20 ... 4 mA 0 ... 10 V / 10 ... 0 V	4 ... 20 mA / 20 ... 4 mA 0 ... 10 V / 10 ... 0 V
connection types	cable 2 m connector M12	connector M12 cable 2 m	connector M8	cable 2 m connector M12
housing material	stainless steel	brass nickel plated	plastic	plastic / die-cast zincs
operating temperature	-10 ... +60 °C	-10 ... +60 °C	-10 ... +60 °C	-10 ... +60 °C
protection class	IP 67	IP 67	IP 67	IP 67
specific features	<ul style="list-style-type: none"> <li>■ optional sonic deflection bracket mounting</li> </ul>			

## Application-specific ultrasonic distance sensors – Chemically robust / for off-highway-machinery

- Chemical robust stainless steel sensors with patented parylene coating
- Ultrasonic distance sensors for off-highway-machinery - designed for reliability



	UNAR 12	UNAR 18	U750
category	Chemically robust stainless steel sensors with parylene coating		For off-highway-machinery
features	<ul style="list-style-type: none"> <li>■ Miniature sensor for narrow designs</li> <li>■ Patented all-round protection</li> <li>■ FDA-compliant materials</li> <li>■ Very short response time</li> </ul>	<ul style="list-style-type: none"> <li>■ M18 standard housing</li> <li>■ FDA-compliant materials</li> <li>■ Internal and external Teach-in</li> </ul>	<ul style="list-style-type: none"> <li>■ Designed for reliability</li> <li>■ Very small blind zone</li> <li>■ For fill level application</li> <li>■ 5 VDC power supply</li> </ul>
dimensions	M12 × 70 mm	M18 × 91,5 mm	70 × 48 × 115 mm
measuring distance	20 ... 200 mm	60 ... 1000 mm	100 ... 2300 mm
response time	< 30 ms	< 80 ms	< 3000 ms
resolution	< 0,3 mm	< 0,3 mm	< 1 mm
repeat accuracy	< 0,5 mm	< 0,5 mm	< 5 mm
output	0 ... 10 mA / 10 ... 0 mA 0 ... 10 V / 10 ... 0 V	4 ... 20 mA / 20 ... 4 mA 0 ... 10 V / 10 ... 0 V	0,5 ... 4,5 VDC
connection types	connector M12	connector M12	German connector DT13-4P 4 pin
housing material	stainless steel	stainless steel	plastic (PA 10T/X)
operating temperature	0 ... +60 °C	0 ... +60 °C	–20 ... +70 °C
protection class	IP 67	IP 67	IP 67

# Ultrasonic distance sensors

## Application-specific ultrasonic distance sensors – Sonic nozzles / measuring distance

- Sensors with sonic nozzle for tiny objects and very narrow passages
- Sensors with long-range detection up to 6000 mm




	UNAM 12	UNCK 09 UNDK 09	UNAM 50	UNAM 70
category	sensors with sonic nozzles		long ranges	
features	<ul style="list-style-type: none"> <li>■ External Teach-in</li> <li>■ M12 connector</li> <li>■ Beam columnator for very narrow sonic cone profile</li> </ul>	<ul style="list-style-type: none"> <li>■ High resolution</li> <li>■ Minimal blind zone</li> <li>■ RS 232</li> <li>■ Various mounting options</li> <li>■ Flat housing</li> <li>■ Narrow sonic beam angle for detection in openings of up to 3 mm</li> </ul>	<ul style="list-style-type: none"> <li>■ Large sensing range</li> <li>■ Internal and external Teach-in</li> <li>■ Cable and connector versions</li> <li>■ Potentiometer versions</li> </ul>	<ul style="list-style-type: none"> <li>■ Large sensing range</li> <li>■ Internal and external Teach-in</li> <li>■ M12 connector</li> </ul>
dimensions	M12	8,6 × 48,8 × 57,5 mm	M30	M30
measuring distance	20 ... 400 mm	23 ... 200 mm	400 ... 2500 mm	600 ... 6000 mm
resolution	< 0,3 mm	< 0,1 mm	< 0,3 mm	< 2 mm
repeat accuracy	< 0,5 mm	< 0,5 mm	< 1mm	< 1mm
output	0 ... 10 mA / 10 ... 0 mA 0 ... 10 V / 10 ... 0 V	0 ... 10 mA / 10 ... 0 mA RS 232	4 ... 20 mA / 20 ... 4 mA 0 ... 10 V / 10 ... 0 V	4 ... 20 mA / 20 ... 4 mA 0 ... 10 V / 10 ... 0 V
connection types	connector M12	connector M12 cable 2 m	connector M12 cable 2 m	connector M12
housing material	brass nickel plated	plastic	brass nickel plated	brass nickel plated
operating temperature	–10 ... +60 °C	0 ... +60 °C	–10 ... +60 °C	–25 ... +60 °C
protection class	IP 67	IP 67	IP 67	IP 67



# Inductive distance sensors – AlphaProx®

## Inductive distance sensors – cylindrical

- High resolution and repeatability
- Wide measuring ranges
- High measuring speed
- Extra-short designs



	IWRM 04	IR06.DxxS	IR08.DxxS	IR12.DxxS
category	subminiature	sub-/miniature	sub-/miniature	compact
features	<ul style="list-style-type: none"> <li>■ Very high resolution</li> <li>■ Quick response time</li> <li>■ Fully integrated electronics</li> <li>■ With M5 connector</li> </ul>	<ul style="list-style-type: none"> <li>■ Large measuring distance</li> <li>■ Very high resolution</li> <li>■ Quick response time</li> <li>■ Fully integrated electronics</li> <li>■ Short design</li> </ul>	<ul style="list-style-type: none"> <li>■ Large measuring distance</li> <li>■ Very high resolution</li> <li>■ Quick response time</li> <li>■ Fully integrated electronics</li> <li>■ Short design</li> </ul>	<ul style="list-style-type: none"> <li>■ Large measuring distance</li> <li>■ Very high resolution</li> <li>■ Quick response time</li> <li>■ Linearized output calibration curves with Teach-in</li> </ul>
dimensions	ø 4 mm	ø 6,5 mm	M8	M12
housing length	30 mm	up 22 mm	up 22 mm	up 40 mm
measuring distance Sd	0 ... 1 mm	0 ... 3 mm	0 ... 3 mm	0 ... 6 mm
resolution	1 µm	1 µm	1 µm	1 µm
repeat accuracy	5 µm	10 µm	10 µm	10 µm
response time	0,5 ms	0,5 ms	0,5 ms	1 ms
output signal	0 ... 10 V	0 ... 10 mA 0 ... 10 V	0 ... 10 mA 0 ... 10 V	4 ... 20 mA 0 ... 10 V
connection types	connector M5	cable 2 m connector M8	cable 2 m connector M8	cable 2 m connector M12
housing material	stainless steel	stainless steel	stainless steel	brass nickel plated
operating temperature	+10 ... +60 °C	–10 ... +70 °C	–10 ... +70 °C	–25 ... +75 °C
protection class	IP 67	IP 67	IP 67	IP 67



	IR18.DxxS	IR30.DxxS
	compact	compact
	<ul style="list-style-type: none"> <li>■ Large measuring distance</li> <li>■ Very high resolution</li> <li>■ Linearized output calibration curves with Teach-in</li> </ul>	<ul style="list-style-type: none"> <li>■ Large measuring distance</li> <li>■ Very high resolution</li> <li>■ Linearized output calibration curves with Teach-in</li> <li>■ Flush and non-flush designs</li> </ul>
	M18	M30
	up 50 mm	60 mm
	0 ... 8 mm	0 ... 24 mm
	2 µm	5 µm
	15 µm	20 µm
	2 ms	2 ms
	4 ... 20 mA 0 ... 10 V	4 ... 20 mA 0 ... 10 V
	cable 2 m connector M12	connector M12
	brass nickel plated	brass nickel plated
	–10 ... +70 °C	–25 ... +75 °C
	IP 67	IP 67

# Inductive distance sensors – AlphaProx®


## Inductive distance sensors – rectangular

- High repeat accuracy
- Large measuring range
- High measuring speed



	IWFM 05	IF08.D02S	IWFM 12	IWFM 18
category	subminiature	subminiature	compact	compact
features	<ul style="list-style-type: none"> <li>■ Very high resolution</li> <li>■ Quick response time</li> <li>■ Fully integrated electronics</li> <li>■ With M5 connector</li> </ul>	<ul style="list-style-type: none"> <li>■ Very high resolution</li> <li>■ Compact model</li> <li>■ Fully integrated electronics</li> <li>■ Through-hole for M3 bolt</li> </ul>	<ul style="list-style-type: none"> <li>■ Integrated current and voltage output</li> <li>■ Fully integrated electronics</li> </ul>	<ul style="list-style-type: none"> <li>■ Integrated current and voltage output</li> <li>■ Fully integrated electronics</li> </ul>
dimensions (B × T × L)	5 × 5 × 32 mm	8 × 4,7 × 16 mm	12 × 12 × 60 mm	18 × 10 × 30 mm
measuring distance Sd	0 ... 1 mm	0 ... 2 mm	0 ... 4 mm	0 ... 4 mm
resolution	1 µm	1 µm	1 µm	1 µm
repeat accuracy	10 µm	20 µm	5 µm	5 µm
response time	0,5 ms	1 ms	2 ms	2 ms
output signal	0 ... 10 V	0 ... 10 V	0 ... 10 V 4 ... 20 mA	0 ... 10 V 4 ... 20 mA
connection types	connector M5	cable 2 m flylead connector M8 flylead connector M5	cable 2 m connector M8	connector M8
housing material	brass nickel plated	die-cast zinc nickel plated	brass nickel plated	brass nickel plated
operating temperature	+10 ... +60 °C	+10 ... +60 °C	–10 ... +70 °C	–10 ... +70 °C
protection class	IP 67	IP 67	IP 67	IP 67
specific features	■ smallest inductive sensor with analog output	■ extremely low-profile version for front-side single-hole installation		





IWFM 20	
	compact
	<ul style="list-style-type: none"> <li>■ Integrated current and voltage output</li> <li>■ Fully integrated electronics</li> </ul>
	20 × 12 × 35 mm
	2 ... 5 mm
	1 µm
	10 µm
	2 ms
	0 ... 10 V 1 ... 9 V 4 ... 20 mA
	connector M8 flylead connector M8
	brass nickel plated
	-10 ... +70 °C 0 ... +60 °C
	IP 67

# Inductive distance sensors – AlphaProx®

## Linearized characteristic curve

Simplified controller integration thanks to distance-proportional output signal

- Consistent sensitivity throughout the entire measuring range
- Configurable measuring range to optimally match the application
- Programmable digital output



linearized characteristic curve	IR06.DxxL	IR08.DxxL	IR12.DxxL	IR18.DxxL	IR30.DxxL
category	miniatur	miniatur	compact	compact	compact
features	<ul style="list-style-type: none"> <li>■ Adjustable measuring range</li> <li>■ Linearized output calibration curves</li> <li>■ External Teach-in</li> </ul>	<ul style="list-style-type: none"> <li>■ Adjustable measuring range</li> <li>■ Linearized output calibration curves</li> <li>■ External Teach-in</li> </ul>	<ul style="list-style-type: none"> <li>■ Adjustable measuring range</li> <li>■ Linearized output calibration curves</li> <li>■ External Teach-in</li> </ul>	<ul style="list-style-type: none"> <li>■ Adjustable measuring range</li> <li>■ Linearized output calibration curves</li> <li>■ External Teach-in</li> </ul>	<ul style="list-style-type: none"> <li>■ Adjustable measuring range</li> <li>■ Linearized output calibration curves</li> <li>■ External Teach-in</li> </ul>
dimensions	ø 6,5 mm	M8	M12	M18	M30
housing length	up 40 mm	up 40 mm	60 mm	60 mm	60 mm
measuring distance S <sub>d</sub>	0 ... 3 mm	0 ... 3 mm	0 ... 6 mm	0 ... 8 mm	0 ... 24 mm
resolution	3 µm	3 µm	3 µm	8 µm	5 µm
repeat accuracy	10 µm	10 µm	10 µm	15 µm	20 µm
response time	2 ms	2 ms	1 ms	1 ms	5 ms
output signal	0 ... 10 V	0 ... 10 V	4 ... 20 mA 0 ... 10 V	4 ... 20 mA 0 ... 10 V	4 ... 20 mA 0 ... 10 V
connection types	cable 2 m connector M8	cable 2 m connector M8	connector M12	connector M12	connector M12
housing material	stainless steel	stainless steel	brass nickel plated	brass nickel plated	brass nickel plated
operating temperature	–25 ... +75 °C	–25 ... +75 °C	–25 ... +75 °C	–25 ... +75 °C	–25 ... +75 °C
protection class	IP 67	IP 67	IP 67	IP 67	IP 67

## Inductive sensors with reduction factor 1

- Two to four times larger measuring range for aluminum
- Adjustable measuring range limits (teach)
- Particularly suitable for measurements on non-ferromagnetic metals
- Great flexibility in construction and installation



	IWFM 18	IWFK 20
	compact	compact
	<ul style="list-style-type: none"> <li>■ Integrated current and voltage output</li> <li>■ Fully integrated electronics</li> </ul>	<ul style="list-style-type: none"> <li>■ Adjustable measuring range</li> <li>■ Teach-in button housing-integrated</li> <li>■ Large measuring range</li> <li>■ Plastic housing</li> </ul>
	18 × 10 × 30 mm	20 × 15 × 42 mm
	0 ... 4 mm	0 ... 10 mm
	5 µm	10 µm
	10 µm	15 µm
	2,5 ms	3 ms
	0 ... 10 V	0 ... 10 VDC
	connector M8	connector M8
	brass nickel plated	plastic
	–10 ... +70 °C	–10 ... +70 °C
	IP 67	IP 67

factor 1	IR18.DxxF
category	compact
features	<ul style="list-style-type: none"> <li>■ Very high measurement sensitivity</li> <li>■ Linearized output calibration curves</li> <li>■ External Teach-in</li> </ul>
dimensions	M18
housing length	60 mm
measuring distance Sd	0 ... 8 mm
resolution	20 µm
repeat accuracy	30 µm
response time	15 ms
output signal	0 ... 10 V
connection types	connector M12
housing material	brass nickel plated
operating temperature	–25 ... +75 °C
protection class	IP 67

# Inductive distance sensors – AlphaProx®

## High-precision sensors

High-precision and high-sensitivity inductive sensors

- Large signal change for even the smallest position changes
- Solutions for high-end applications with a resolution of up to 4 nm
- Completely integrated in compact housing
- Easy teach option



high-precision and high-sensitivity inductive sensors	IPRM 12	IR12.DxxK IR18.DxxK
category	High-precision sensors	High-sensitivity sensors
dimensions	M12	M12 M18
housing length	90 mm	60 mm
measuring distance Sd	0 ... 3 mm	0,25 mm (Teach-in between 0 ... 3 mm)
resolution	0,004 µm	0,25 µm
sensitivity		40 V/mm 64 mA/mm
repeat accuracy	1 µm	1 µm
response time	2 ms	3 ms
output signal	4 ... 20 mA	4 ... 20 mA 0 ... 10 V
connection types	connector M12	cable 2 m connector M12
housing material	steel nickel plated	steel nickel plated
operating temperature	0 ... +60 °C	–10 ... +60 °C
protection class	IP 67	IP 67

## Sturdy sensors

Precise measurements even in demanding applications

- Rugged stainless steel housing
- Outdoor- and Washdown design
- Inductive distance sensors for Off-highway-machines
- Easy teach option



sturdy sensors				designed for reliability	
	IWRP 16	IWRM 18	IWRR 18		IR18V.D08L
category	High-pressure resistant sensors	Outdoor design	Outdoor design Washdown design	category	For Off-highway-machines
dimensions	M16	M18	M18	dimensions	M18
housing length	61 mm	60 mm	60 mm	housing length	50 mm
measuring distance Sd	0 ... 4 mm	0 ... 8 mm	0 ... 7 mm	measuring distance Sd	0 ... 8 mm
resolution	5 µm	5 µm	5 µm	resolution	8 µm
repeat accuracy	10 µm	15 µm	15 µm	repeat accuracy	16 µm
response time	1 ms	2 ms	2 ms	switching frequency	< 450 Hz
output signal	4 ... 20 mA	4 ... 20 mA	4 ... 20 mA	output signal	0,5 ... 4,5 VDC
connection types	connector M12	connector M12	connector M12	connection types	cabel flylead connector German
housing material	stainless steel	brass nickel plated	stainless steel 1.4404 (V4A)	housing material	brass nickel plated
operating temperature	–25 ... +75 °C	–40 ... +70 °C	–40 ... +70 °C	operating temperature	–40 ... +85 °C
protection class	IP 68 (from front) IP 67	IP 67	IP 68/69K & proTect+	protection class	IP 69K (face) IP 68
				approvals	EN 13309-2010 EN ISO 14982-2009 ISO 13766-2009

# Inductive distance sensors – AlphaProx®

## All-digital inductive sensors with IO-Link for additional value

- Outstanding measuring precision
- Additional process and diagnostic data
- Application-specific parameterization for optimal processes
- Measured value filtering for quick or precise applications



	IO-Link	IO-Link	IO-Link	IO-Link	IO-Link
linearized characteristic curve	IR06.DxxL	IR08.DxxL	IR12.DxxL	IR18.DxxL	IR30.DxxL
category	miniatur	miniatur	compact	compact	compact
features	<ul style="list-style-type: none"> <li>■ Adjustable measuring range</li> <li>■ Linearized output calibration curves</li> </ul>	<ul style="list-style-type: none"> <li>■ Adjustable measuring range</li> <li>■ Linearized output calibration curves</li> </ul>	<ul style="list-style-type: none"> <li>■ Adjustable measuring range</li> <li>■ Linearized output calibration curves</li> </ul>	<ul style="list-style-type: none"> <li>■ Adjustable measuring range</li> <li>■ Linearized output calibration curves</li> </ul>	<ul style="list-style-type: none"> <li>■ Adjustable measuring range</li> <li>■ Linearized output calibration curves</li> </ul>
dimensions	ø 6,5 mm	M8	M12	M18	M30
housing length	46 mm	46 mm	50 mm	60 mm	60 mm
measuring distance Sd	0 ... 3 mm	0 ... 3 mm	0 ... 6 mm	0 ... 10 mm	0 ... 18 mm
resolution	5 µm	5 µm	3 µm	5 µm	10 µm
repeat accuracy	10 µm	10 µm	10 µm	15 µm	20 µm
min. cycle time	0,6 ms	0,6 ms	1 ms	1 ms	5 ms
output signal	Push-Pull / IO-Link				
adjustable parameters	Switching points or switching window for distance, frequency or counter, measuring range, output logic, switching hysteresis, input / output logic, switch-off delay, output circuit, measured value filter, SSC / output assignment, LED behaviour, teaching options				
process data	MDC: Distance, frequency or counter SSC1: Distance SSC2: Distance SSC3: Frequency SSC4: Counter				
diagnostic data	Switching cycles, operating time, booting cycles, histograms of process data, supply voltage and device temperature				
connection types	connector M8	connector M8	connector M12	connector M12	connector M12
housing material	stainless steel	stainless steel	brass nickel plated	brass nickel plated	brass nickel plated
operating temperature	–25 ... +75 °C	–25 ... +75 °C	–25 ... +75 °C	–25 ... +75 °C	–25 ... +75 °C
protection class	IP 67	IP 67	IP 67	IP 67	IP 67



# Linear bearingless encoders

## Non-contact length measuring operations, cost-efficient and precise

- Non-contact magnetic sensing technology free from wear
- Resistant to dirt and vibrations
- Long-life by virtue of robustness in extreme ambient conditions
- For maximum machine and system uptime



	MIL10
category	Linear bearingless encoder
features	<ul style="list-style-type: none"> <li>■ Linear measuring system</li> <li>■ Output signals A 90° B with index pulse</li> <li>■ Output circuit push-pull or RS422</li> </ul>
size (sensor head)	rectangular
dimensions (sensor head)	10 x 15 x 45,5 mm
sensing distance	0,1 ... 0,6 mm
interpolation	factor 20, 50, 100
movement speed	<5 m/s (resolution 5 µm) <10 m/s (resolution 10 µm) <25 m/s (resolution 25 µm)
output circuit	HTL/Push-pull TTL/RS422
output signal	A 90° B, R + inverted
total resolution	5 µm (factor 4 evaluation) 10 µm (factor 4 evaluation) 25 µm (factor 4 evaluation)
system-accuracy	±(0,02 mm +0,04 mm x magnetic belt length)
connection	cable 2 m cable 0,3 m with connector M12
voltage supply	10 ... 30 VDC, 5 VDC ±5 %
operating temperature	−40 ... +85 °C
protection class	IP 66, IP 67





# Measuring wheel encoders

## The efficient and reliable solution to length measurement.

Programmable incremental encoders used in conjunction with measuring wheels

- Particularly easy acquisition of position and speed with high flexibility
- Perfect for ink jet and laser printing applications thanks to precise optical sensing



	MA20
category	Compact, high-resolution measuring wheel system
features	<ul style="list-style-type: none"> <li>■ Measuring wheel encoder comprising encoder, tether arm and measuring wheel</li> <li>■ Contact pressure fully adjustable</li> </ul>
configurable parameters	16 pre-defined resolutions
configuration	HEX switch
sensing method	optical
dimensions	ø 40 mm (encoder)
voltage supply	4,75 ... 30 VDC
output stage	HTL/push-pull
output signals	A 90° B
shaft type	solid shaft ø 6 mm
connection types	flange connector M12, cable radial
pulses per revolution	100 ... 25 000
operating temperature	–20 ... +85 °C
protection class	IP 64
operating speed	≤ 3000 rpm
options	measuring wheels available with different rubber surface

	MR series
category	Measuring wheels
features	<ul style="list-style-type: none"> <li>■ The perfect grip at any surface</li> <li>■ Different surface profiles to match the application best</li> <li>■ Circumference 200, 300 or 500 mm</li> <li>■ For shaft diameter 4 ... 12 mm</li> </ul>



EIL580P-SC

	EIL580P-SC
category	Programming, incremental encoders combined with measuring wheel and programming device
features	<ul style="list-style-type: none"> <li>■ Solid shaft with pressure or servo flange</li> <li>■ Programming resolutions and signals</li> </ul>
configurable parameters	Pulses per revolution, output stage HTL or TTL, zero pulse, signal sequence
configuration	PC software / hardware adapter, handheld programmer
sensing method	optical
dimensions (flange)	ø 58 mm
voltage supply	4,75 ... 30 VDC
output stage	TTL/RS422 HTL/push-pull
output signals	A 90° B, R + inverted
shaft type	solid shaft ø 10 mm or ø 6 mm
connection types	flange connector M12, M23, radial / axial cable, radial / axial / tangential
pulses per revolution	1 ... 65536
operating temperature	–40 ... +100 °C
protection class	IP 65, IP 67
operating speed	≤ 12 000 rpm (IP 65) ≤ 6000 rpm (IP 67)
max. shaft load	≤ 40 N axial, ≤ 80 N radial
options	isolated hollow shaft, flange variant, connector variant



Z-PA-EI-H

	Z-PA-EI-H
category	Handheld programmer for encoder EIL580P
features	<ul style="list-style-type: none"> <li>■ Simple and quick configuration</li> <li>■ 4 user-assignable buttons</li> <li>■ Intuitive menu navigation</li> <li>■ Standard AA battery supply</li> </ul>

# Cable transducers

Robust design for outdoor use. Measuring length up to 20 m.

- Absolute position sensing integrated
- Redundant sensing and interface
- Analog and CANopen®
- Compact housing



	GCA3	GCA5	GCA8	GCA12	GCA20
features	<ul style="list-style-type: none"> <li>■ Measuring length up to 4.7 m</li> <li>■ Non-contact magnetic sensing</li> <li>■ Dirt skimmer</li> <li>■ Three-chamber design</li> </ul>	<ul style="list-style-type: none"> <li>■ Measuring length up to 7.8 m</li> <li>■ Non-contact magnetic sensing</li> <li>■ Dirt skimmer</li> <li>■ Three-chamber design</li> </ul>	<ul style="list-style-type: none"> <li>■ Measuring length up to 12 m</li> <li>■ Absolute potentiometer sensing</li> <li>■ Dirt skimmer</li> <li>■ Three-chamber design</li> </ul>		<ul style="list-style-type: none"> <li>■ Measuring length up to 20 m</li> <li>■ Absolute potentiometer sensing</li> <li>■ Dirt skimmer</li> <li>■ Three-chamber design</li> </ul>
function principle	absolute				
interface					
- Analog / redundant	■ / ■	■ / ■	■ / ■		■ / ■
- CANopen® / redundant	■ / ■	■ / ■	■ / ■		■ / ■
sensing method	non-contact magnetic		potentiometric		
size	88 x 88 x 60.5 mm	88 x 88 x 65 - 70 mm	88 x 88 x 80.5 mm	126 x 126 x 98 mm	222 x 271 x 124 mm
voltage supply	8...30 VDC, 12...30 VDC (Analog), 10...30 VDC (CANopen®)				
measuring length max.	4.7 m	7.8 m	8 m	12 m	20 m
linearity (Interface-dependent)	±0.5 %	±0.5 %	±0.3 %		±1 %
connection					
- flange connector M12	radial				
- cable	radial				
resolution	up to 14 bits				
operating temperature	-40...+85 °C				
protection	IP 67	IP 67	IP 65		IP 65
materials	housing: Plastic cable: Stainless steel with coating		housing: Plastic/aluminium cable: Stainless steel with coating		housing: Aluminium cable: Stainless steel with coating
options	Integrated redundant inclination sensor	Integrated redundant inclination sensor Two-channel architecture	Integrated redundant inclination sensor		Integrated redundant inclination sensor

## Integrated inclination sensor

Your added value:

- A single compact sensor to measure length and angle simultaneously
- Convenient length and inclination readout via CANopen®
- Ideal for boom position measurement by saving installation space and cabling effort

## Modular system architecture – measuring range up to 50 Meter

- High combination flexibility of cable-transducer and basic encoder
- Every standard absolute interface
- High operational safety and long service life
- Precise metal housing
- Highest linearity



	GCA2	GCA4	GCA15	GCA50
features	<ul style="list-style-type: none"><li>■ Measuring length 2.4 m</li><li>■ Absolute encoder</li><li>■ Cable-pull housing: plastic</li></ul>	<ul style="list-style-type: none"><li>■ Measuring length 3 m</li><li>■ Absolute encoder</li><li>■ Cable-pull housing: aluminum</li></ul>	<ul style="list-style-type: none"><li>■ Measuring length 5...15 m</li><li>■ Absolute encoder</li><li>■ Cable-pull housing: aluminum</li></ul>	<ul style="list-style-type: none"><li>■ Measuring length 30...50 m</li><li>■ Absolute encoder</li><li>■ Cable-pull housing: aluminum</li></ul>
interface				
- SSI	■	■	■	■
- CANopen®	■	■	■	■
- SAE J1939	■	■	■	■
- Profinet / Profibus-DP	■ / ■	■ / ■	■ / ■	■ / ■
- EtherCAT / EtherNet/IP	■ / ■	■ / ■	■ / ■	■ / ■
function principle	absolute			
sensing method	optical			
dimension	60 × 60 mm	96 × 96 × 56 mm	115 × 115 × 82,5 - 180,5 mm	200 × 200 × 268 - 333,5 mm
voltage supply	10 ... 30 VDC			
connection				
- flange connector M12, M23	radial, axial			
- cable	radial, axial			
- bus cover	radial			
measuring length	2,4 m	3 m	5 ... 15 m	30 ... 50 m
linearity	±0,01 %	±0,02 % (3 ... 7,5 m), ±0,01 % (10 ... 50 m)		
operating temperature	−20 ... +85 °C; options −40 ... +85 °C			
protection (encoder)	IP 50 (cable transducer), IP 65 (encoder)			
materials	cable-pull housing: plastic encoder: aluminium cable: stainless steel with coating	cable-pull housing: aluminum encoder: aluminium cable: stainless steel with coating		

# Cables and connectivity

## Cables & adapters



Cables & adapters	Plug connectors that can be configured on location	Connection lines	Connection cables
characteristics	<ul style="list-style-type: none"><li>■ M8 and M12</li><li>■ Straight or angled</li><li>■ 3-, 4- and 5-pole versions</li></ul>	<ul style="list-style-type: none"><li>■ M5, M8, M9, M12 or 8 mm snap-in</li><li>■ 3- or 12-pole versions</li><li>■ Straight or angled</li><li>■ Screened or unscreened</li><li>■ Sheath materials PUR, TPE, PVC</li><li>■ Lengths from 1 to 25 m</li></ul>	<ul style="list-style-type: none"><li>■ M5, M8, M12, RJ45</li><li>■ 3- or 4-pole versions</li><li>■ Straight or angled</li><li>■ Sheath materials PUR, TPE, PVC</li><li>■ Lengths up to 25 m</li></ul>

## Parameterization & IO-Link Master




Testing and parameterization	Sensor test equipment	Teach-in adapter
characteristics	<ul style="list-style-type: none"> <li>■ Display (V or mA) or. LED (PNP/ NPN) reading</li> <li>■ Sensor programming using integrated teach key</li> <li>■ Connection option for plug-in power supply (available as accessory)</li> </ul>	<ul style="list-style-type: none"> <li>■ Sensor programming with teach-in pin</li> <li>■ Teach-in using key</li> <li>■ For sensors with M12 connection</li> </ul>



Network components	IO-Link SensControl	IO-Link IO-Link Master	IO-Link USB-IO-Link Master
characteristics	<ul style="list-style-type: none"> <li>■ Wireless IO-Link Master (WLAN and Bluetooth LE) with integrated battery</li> <li>■ Visual indication of device status and data processing activity</li> <li>■ Easy, standardized and reproducible configuration</li> <li>■ Diagnostics and analysis</li> <li>■ Apps for iOS and mobile Android devices</li> </ul>	<ul style="list-style-type: none"> <li>■ 8 Port-Link Master for use in the field and control cabinets</li> <li>■ Data transmission to Master: parameters, identification, process and diagnostic information</li> <li>■ User-convenient parameterization via web interface</li> <li>■ EtherNET/IP or Profinet interface</li> <li>■ Multiprotocol (Modbus TCP, OPC-UA-capable)</li> </ul>	<ul style="list-style-type: none"> <li>■ Parameterization of IO-Link sensors</li> <li>■ Windows-based software IO-Link device tool included</li> <li>■ Full set including power supply unit</li> </ul>

# Accessories

## Mounting accessories & reflectors



Mounting accessories	Mounting kits	Mounting bracket	Mounting bracket	Bracket for profiles
characteristics	<ul style="list-style-type: none"> <li>■ Sensofix Mounting sets</li> <li>■ Robust metal version</li> <li>■ Mounting sets for various sensor types</li> <li>■ Easy, flexible alignment</li> </ul>	<ul style="list-style-type: none"> <li>■ Matching mounting brackets available for various sensor types</li> <li>■ High quality metal</li> <li>■ Compatible with flexible Sensofix</li> </ul>	<ul style="list-style-type: none"> <li>■ Easy, fast mounting of smooth and cylindrical sensors</li> <li>■ Available from <math>\varnothing</math> 6,5 mm to <math>\varnothing</math> 20 mm</li> </ul>	<ul style="list-style-type: none"> <li>■ Mounting adapter for diverse sensor types</li> <li>■ e.g. for mounting in profiles, slots, cylinders, etc.</li> </ul>



Reflectors Lenses Apertures Glass	Reflectors	Reflective tapes	Apertures	Glass covers Filter Lens
characteristics	<ul style="list-style-type: none"> <li>■ Self-adhesive or screw-mount reflectors</li> <li>■ Circular or rectangular</li> <li>■ All-metal reflectors</li> <li>■ Ecolab certified types, resistant to cleaning agents</li> </ul>	<ul style="list-style-type: none"> <li>■ Self-adhesive tapes</li> <li>■ Various widths and lengths</li> </ul>	<ul style="list-style-type: none"> <li>■ Apertures for various sensor types</li> </ul>	<ul style="list-style-type: none"> <li>■ For various sensor types</li> </ul>



## Beam columnators & magnets



Beam columnators and deflector (Ultrasonic)	Beam columnators	Beam deflectors
characteristics	<ul style="list-style-type: none"> <li>■ Replacement nozzles for sensors with sonic nozzles</li> </ul>	<ul style="list-style-type: none"> <li>■ Ideal for cramped spaces</li> <li>■ Bends the sound 90°</li> </ul>



Magnets	Cylindrical magnets	Rectangular magnets and rotors
characteristics	<ul style="list-style-type: none"> <li>■ For all magnetic proximity switches</li> <li>■ Magnets in various sizes and strengths</li> <li>■ Magnetization along the cylinder axis</li> <li>■ For ambient temperatures up to +180 °C</li> </ul>	<ul style="list-style-type: none"> <li>■ For magnetic rotary encoders</li> <li>■ Magnets available individually or integrated in the rotor</li> <li>■ Magnetization throughout the depth</li> <li>■ For ambient temperatures up to +180 °C</li> </ul>



# Baumer – the strong partner.

We at Baumer are close to our customers, understand their needs and provide the best solution. Worldwide customer service for Baumer starts with on-the-spot personal discussions and qualified consultation. Our application engineers speak your language and strive from the start, through an interactive problem analysis, to offer comprehensive and user-compatible solutions.

## We are close to you across the globe.

The worldwide Baumer sales organizations guarantee short delivery times and readiness to supply. Many of our customers are directly linked via our electronic order system with the JIT logistics process.

A worldwide network coupled with the most modern communication techniques enable us to deliver information quickly and transparently to decision makers in all Baumer locations.

Closeness to the customer for Baumer means being available for your needs anywhere and at any time.



# Worldwide presence.



## Africa

Algeria  
Cameroon  
Côte d'Ivoire  
Egypt  
Morocco  
Reunion  
South Africa

## America

Brazil  
Canada  
Colombia  
Mexico  
United States  
Venezuela

## Asia

Bahrain  
China  
India  
Indonesia  
Israel  
Japan  
Kuwait  
Malaysia  
Oman  
Philippines  
Qatar  
Saudi Arabia  
Singapore  
South Korea  
Taiwan  
Thailand  
UAE

## Europe

Austria  
Belgium  
Bulgaria  
Croatia  
Czech Republic  
Denmark  
Finland  
France  
Germany  
Greece  
Hungary  
Italy  
Malta  
Martinique  
Netherlands  
Norway  
Poland  
Portugal  
Romania  
Russia  
Serbia  
Slovakia  
Slovenia  
Spain  
Sweden  
Switzerland  
Turkey  
United Kingdom

## Oceania

Australia  
New Zealand



For more information  
about our worldwide  
locations go to:  
[www.baumer.com/worldwide](http://www.baumer.com/worldwide)



**Baumer**  
Passion for Sensors

**Baumer Group**  
International Sales  
P.O. Box · Hummelstrasse 17 · CH-8501 Frauenfeld  
Phone +41 (0)52 728 1122 · Fax +41 (0)52 728 1144  
[sales@baumer.com](mailto:sales@baumer.com) · [www.baumer.com](http://www.baumer.com)

Represented by:

