

Overview

- Most secure object detection due to the barrier principle
- Baumer PinPoint LED: Small, homogeneous light spot with sharp edges
- Quick mounting by means of M3 threaded bushes made of brass
- Flylead connector M12 4pin, L = 300mm



Picture similar



Technical data

General data

Type	Through beam sensor
Emitter / receiver	Emitter
Light source	Pulsed PinPoint LED
Actual range Sb	10 m
Nominal range Sn	12 m
Power on indication	LED green
Wave length	634 nm
Alignment optical axis	< 1,5°

Electrical data

Voltage supply range +Vs	10 ... 30 VDC
Current consumption max. (no load)	50 mA
Current consumption typ.	25 mA
Reverse polarity protection	Yes

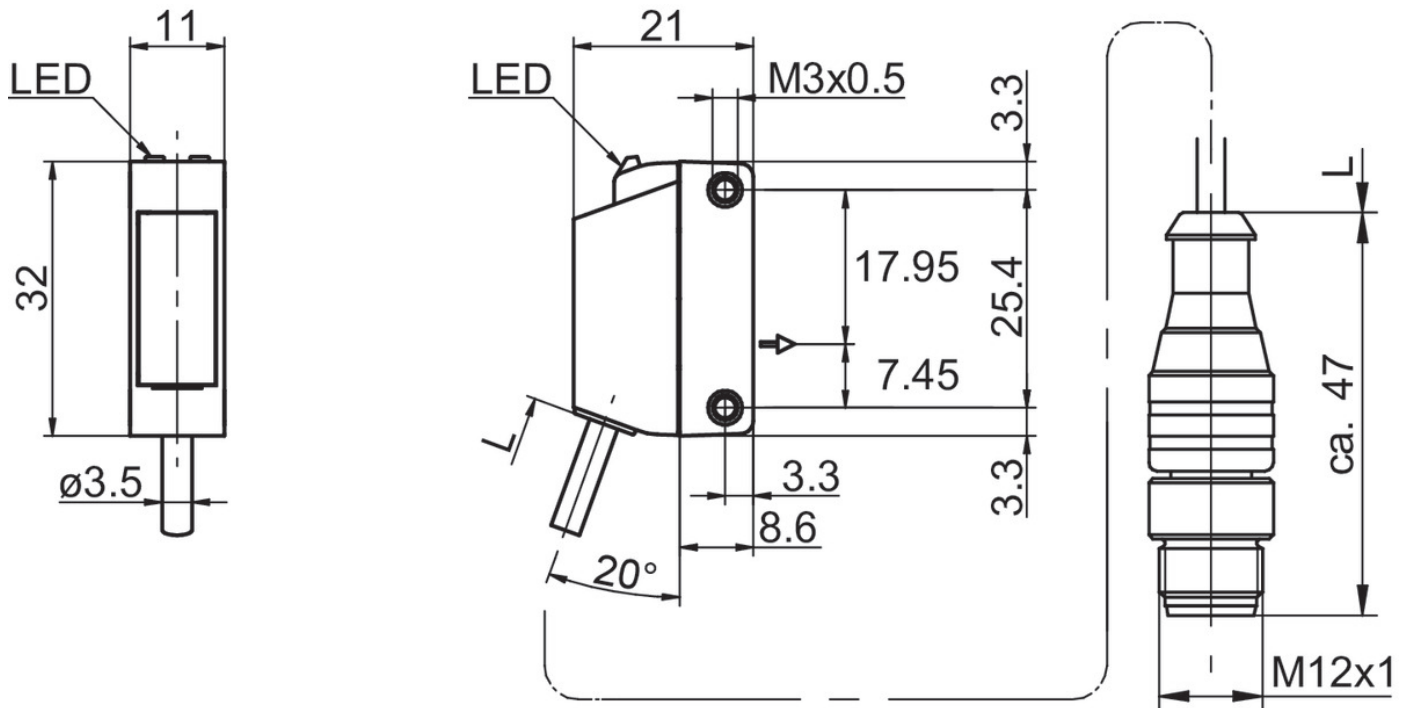
Mechanical data

Width / diameter	11 mm
Height / length	32 mm
Depth	21 mm
Design	Rectangular
Mechanical mounting	Threaded sleeves M3 (brass)
Housing material	Plastic (ABS, ASA, PMMA)
Front (optics)	PMMA
Connection types	Flylead connector M12, L=300 mm
Cable characteristics	PVC / PVC 4 x 0.14 mm ²

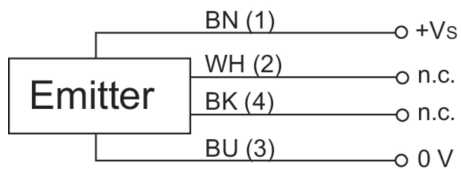
Ambient conditions

Operating temperature	-25 ... +55 °C
Protection class	IP 67
Storage temperature	-40 ... +70 °C

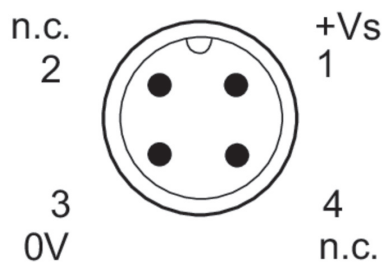
Dimension drawing



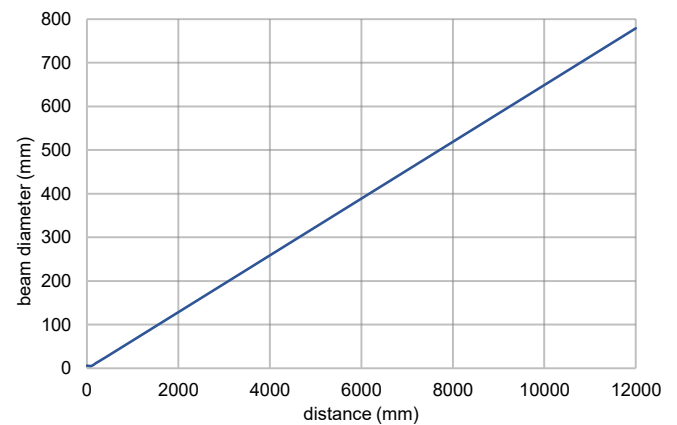
Connection diagram



Pin assignment



Beam characteristic (typically)



Excess gain curve

